

# Datasheet

Motor Starter 8A - 1165127-00000




The data sheet describes the technical features of the motor starter which has the following functional characteristics:

**Features:**

- current monitoring: NO
- Reversing switch: NO
- EXECUTION: PROTECTOR
- Switching characteristics: On / Off
- communications system: AS-i

The function must be addressed and/or parameterized in advance for integration into the machine and system environment. The settings required for this must be made directly via the components used. The steps required for this can be found in the function-specific document "Operating instructions".

|                |                        |       |   |                    |                  |      |
|----------------|------------------------|-------|---|--------------------|------------------|------|
| 01.04.2021-ROS | Service approval       | 4.0   |  | UL- Identification | Order no.        |      |
| 14.02.2021-RSP | Service approval       | 3.0   |   |                    | 1165127-00000    |      |
| 25.03.2020-LH  | Approval service       | 2.0   |   | Designation        | <b>Datasheet</b> |      |
| 21.11.2019-KUZ | Initial creation       | 1.0   |   | Motor Starter 8A   | Created          | Page |
| Change No.     | Description of changes | Index |   |                    | 01.04.2021-ROS   | 1    |


The information contained in this data sheet was compiled with the greatest possible care. For correctness, completeness and topicality the liability is limited to gross negligence. All rights reserved to DIN 34

LQ Mechatronik-Systeme GmbH  
 Carl-Benz-Str. 6 D-74354 Besigheim  
 Tel. +49 (0) 71 43 / 968-0 - info@de.lq-group.com

# 1 General component properties

## 1.1 Electrical properties

| DESIGNATION                           | VALUE   | UNIT |
|---------------------------------------|---|------|
| Line protection back-up fuse          | 16  | A    |
| Input voltage Rated value             | 400 / 480   | V AC |
| Input current Rated value             | 8   | A    |
| Rated frequency                       | 50 / 60 (+/- 10%)   | Hz   |
| Surge voltage Rated value             | 2,5   | kV   |
| control voltage                       | 24 (-20% ... +10%)  | V DC |
| Auxiliary current                     | 300   | mA   |
| load voltage                          | 600 maximum   | V AC |
| load current                          | 5,5 - 8 adjustable  | A    |
| usage category                        | 8A at AC-3  |      |
| dissipation                           | 10  | W    |
| Switching frequency with AC-3         | 750   | 1/h  |
| current monitoring                    | NO  |      |
| EXECUTION                             | PROTECTOR   |      |
| Switching characteristics             | On / Off  |      |
| Tripping class according to IEC 60947 | Class 10  |      |
| Electromagnetic compatibility         | in accordance with EN 61000-4-2/3/4/5/6/8/11/29/39, EN 55011 Radiated, EN 55011 Conducted |      |
| communications system                 | AS-i  |      |
| AS-i voltage                          | 26,5 - 31,6   | V DC |
| AS-i specification                    | 3.0   |      |

|                |                        |       |   |                         |                  |      |
|----------------|------------------------|-------|---|-------------------------|------------------|------|
| 01.04.2021-ROS | Service approval       | 4.0   |  | UL- Identification      | Order no.        |      |
| 14.02.2021-RSP | Service approval       | 3.0   |   |                         | 1165127-00000    |      |
| 25.03.2020-LH  | Approval service       | 2.0   |   | Designation             | <b>Datasheet</b> |      |
| 21.11.2019-KUZ | Initial creation       | 1.0   |   | <b>Motor Starter 8A</b> | Created          | Page |
| Change No.     | Description of changes | Index |   |                         | 01.04.2021-ROS   | 2    |

The information contained in this data sheet was compiled with the greatest possible care.  
 For correctness, completeness and topicality the liability is limited to gross negligence.  
 All rights reserved to DIN 34

LQ Mechatronik-Systeme GmbH  
 Carl-Benz-Str. 6 D-74354 Besigheim  
 Tel. +49 (0) 71 43 / 968-0 - info@de.lq-group.com

## 1.2 Mechanical properties

| DESIGNATION                                 | VALUE                                     | UNIT |
|---|---|------|
| Interface Input                             | 1x X-TEC15 + 1x M12 A-coded               |      |
| Interface Output                            | 1x X-TEC 15                               |      |
| Reversing switch                            | NO  |      |
| Installation altitude above normal zero     | 2000                                      | m    |
| TYPE OF PROTECTION                          | IP54                                      |      |
| Mechanical life                             | 100.000 switching cycles                  |      |
| Shock resistance according to EN 60068-2-27 | 15g/11ms, 6g/11ms (electrical)            |      |
| Vibration according to EN 60068-2-6         | 10-500Hz, 0,35mm, 5g                      |      |
| Vibration according to EN 60068-2-64        | 5-500Hz, 0,75g RMS                        |      |
| Impact resistance Housing                   | IK08 as per DIN EN 5012/VDE 0470 Part 100 |      |

## 1.3 Thermal properties


| DESIGNATION                     | VALUE      | UNIT |
|---------------------------------|------------|------|
| Ambient temperature (operation) | -20 to +45 | °C   |
| Ambient temperature (storage)   | -25 to +80 | °C   |

## 1.4 Chemical properties

| DESIGNATION               | VALUE  | UNIT |
|---------------------------|--|------|
| Housing material          | Polycarbonate, glass fibre reinforced  |      |
| Burning behaviour Housing | 5VA in accordance with UL 50 / UL 746C, V-2 in accordance with UL 94, 960°C in accordance with VDE 0471 / EN 60695 |      |
| Max. relative humidity    | 95% in case of 25°C and 50% in case of 40°C  |      |
| stability                 | UV/weather/weak acid/alcohol/mineral oil/ammonia gaseous/greases   |      |

## 1.5 Approval

| DESIGNATION                    | VALUE                                    | UNIT |
|--------------------------------|--|------|
| SCCR (Standard-Fault) policies | 5kA<br>RoHS Directives, REACH Regulation |      |

|                |                        |       |   |                         |                  |      |
|----------------|------------------------|-------|---|-------------------------|------------------|------|
| 01.04.2021-ROS | Service approval       | 4.0   |  | UL- Identification      | Order no.        |      |
| 14.02.2021-RSP | Service approval       | 3.0   |   |                         | 1165127-00000    |      |
| 25.03.2020-LH  | Approval service       | 2.0   |   | Designation             | <b>Datasheet</b> |      |
| 21.11.2019-KUZ | Initial creation       | 1.0   |   | <b>Motor Starter 8A</b> | Created          | Page |
| Change No.     | Description of changes | Index |   |                         | 01.04.2021-ROS   | 3    |

The information contained in this data sheet was compiled with the greatest possible care.  
For correctness, completeness and topicality the liability is limited to gross negligence.  
All rights reserved to DIN 34

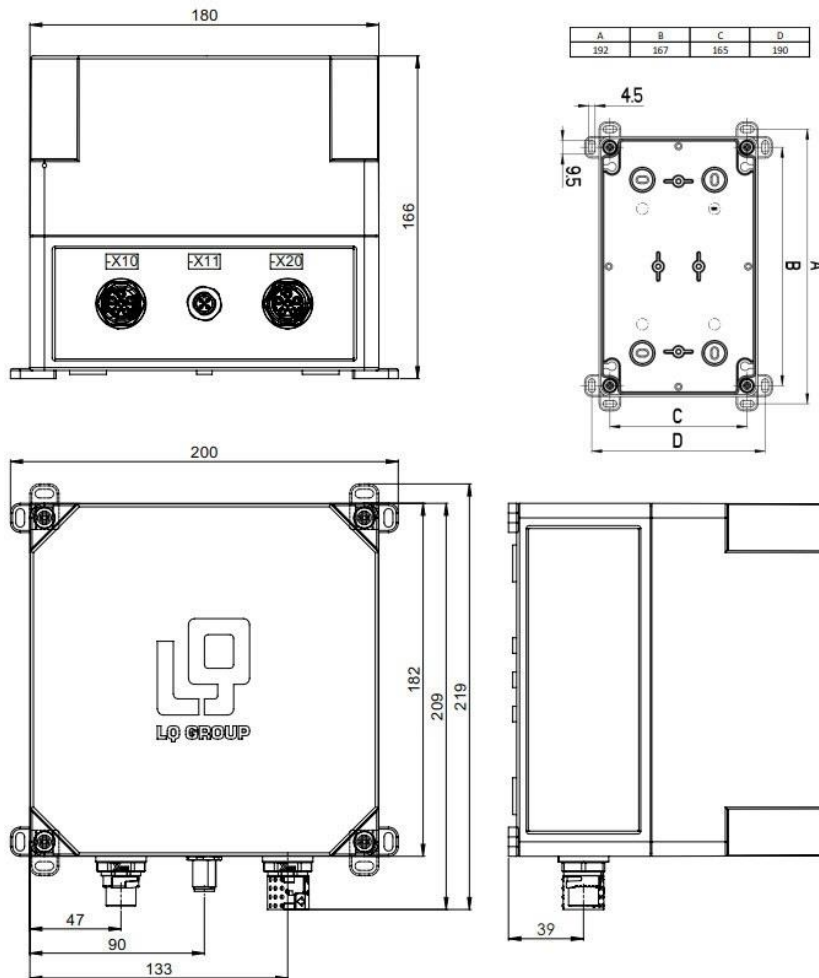
LQ Mechatronik-Systeme GmbH  
Carl-Benz-Str. 6 D-74354 Besigheim  
Tel. +49 (0) 71 43 / 968-0 - info@de.lq-group.com


## 2 Assembly

### 2.1 Housing dimensions

| DESIGNATION                                   | VALUE                 | UNIT |
|---|-----------------------|------|
| Size of construction (Width x Height x Depth) | 200 x 219 x 166       | mm   |
| Distance to be maintained below               | 170                   | mm   |
| Distance to be maintained laterally           | 30                    | mm   |
| installation type                             | screw fastening       |      |
| installation position                         | vertical installation |      |

### 2.2 Dimensional drawing



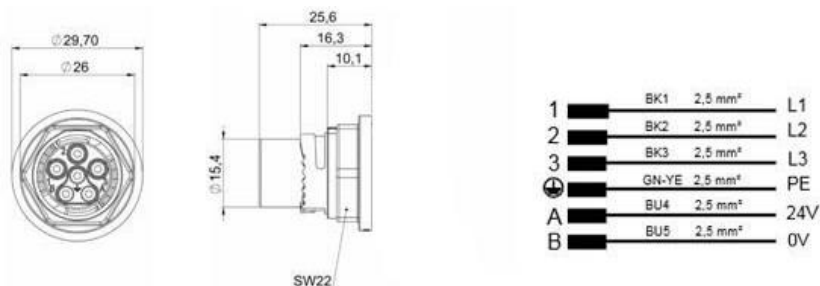
|                |                        |       |   |                         |                  |      |
|----------------|------------------------|-------|---|-------------------------|------------------|------|
| 01.04.2021-ROS | Service approval       | 4.0   |  | UL- Identification      | Order no.        |      |
| 14.02.2021-RSP | Service approval       | 3.0   |   |                         | 1165127-00000    |      |
| 25.03.2020-LH  | Approval service       | 2.0   |   |                         | <b>Datasheet</b> |      |
| 21.11.2019-KUZ | Initial creation       | 1.0   |   |                         | Created          | Page |
| Change No.     | Description of changes | Index |   |                         | 01.04.2021-ROS   | 4    |
|                |                        |       |   | Designation             |                  |      |
|                |                        |       |   | <b>Motor Starter 8A</b> |                  |      |

The information contained in this data sheet was compiled with the greatest possible care. For correctness, completeness and topicality the liability is limited to gross negligence. All rights reserved to DIN 34

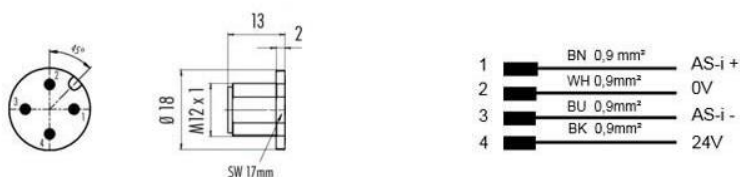
LQ Mechatronik-Systeme GmbH  
 Carl-Benz-Str. 6 D-74354 Besigheim  
 Tel. +49 (0) 71 43 / 968-0 - info@de.lq-group.com

### 3 Interface description

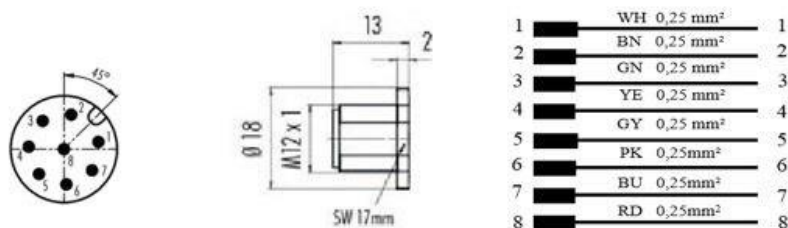
#### 3.1 -X10 X-TEC15 male - Input 400V AC / 24V DC



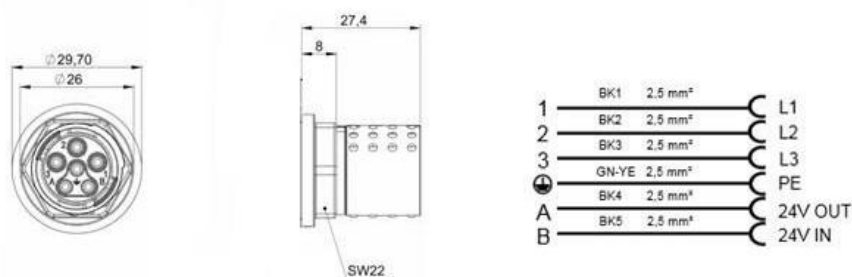
#### 3.2 -X11 M12 A- Coded - Communication AS-i




#### 3.3 -X11 M12 A- Coded - Communication Parallel



#### 3.4 -X20 X-TEC15 female - Output 400V AC



Pin A/B in interface -X20 is used for thermal monitoring of the motor temperature via a bimetal.

|                |                        |       |   |                    |                  |      |
|----------------|------------------------|-------|---|--------------------|------------------|------|
| 01.04.2021-ROS | Service approval       | 4.0   |  | UL- Identification | Order no.        |      |
| 14.02.2021-RSP | Service approval       | 3.0   |   |                    | 1165127-00000    |      |
| 25.03.2020-LH  | Approval service       | 2.0   |   | Designation        | <b>Datasheet</b> |      |
| 21.11.2019-KUZ | Initial creation       | 1.0   |   | Motor Starter 8A   | Created          | Page |
| Change No.     | Description of changes | Index |   |                    | 01.04.2021-ROS   | 5    |

The information contained in this data sheet was compiled with the greatest possible care. For correctness, completeness and topicality the liability is limited to gross negligence. All rights reserved to DIN 34

LQ Mechatronik-Systeme GmbH  
 Carl-Benz-Str. 6 D-74354 Besigheim  
 Tel. +49 (0) 71 43 / 968-0 - info@de.lq-group.com