


1 Datasheet W-TEC 15K STI/BU 6x1,5 DA0



source

destination

xxxxx (see order no:) stands for the length in cm.


2 Application

Cable for the connection of asynchronous motors and 3-phase consumer's with 2 Signalpins

3 General component properties

3.1 Cataloguing

DESIGNATION	VALUE	UNIT
manufacturer brand name	W-TEC 15	
Original Manufacturer No.	1146380	
eCl@ss 9.0	27-06-04-90	
country of origin	DE	

24.11.2022-RSP	Service approval	5.0		UL- Identification	Order no.	
23.08.2021-ROS	Service approval	4.0		W-TEC 15K-GCS-GCS-61616-XX-PX	1146380-xxxxx	
20.08.2020-RSP	Service approval	3.0		Designation	Datasheet	
08.11.2019-HE	Revised	2.0		W-TEC 15K STI/BU 6x1,5 DA0	Created	Page
Change No.	Description of changes	Index			24.11.2022-RSP	1

The information contained in this data sheet was compiled with the greatest possible care.
 For correctness, completeness and topicality the liability is limited to gross negligence.
 All rights reserved to DIN 34

LQ Mechatronik-Systeme GmbH
 Carl-Benz-Str. 6 D-74354 Besigheim
 Tel. +49 (0) 71 43 / 968-0 - info@de.lq-group.com

3.2 Electrical properties


DESIGNATION	VALUE	UNIT
Rated current main wires *	13	A
Rated current auxiliary wires	10	A
Rated voltage main wires	600	V AC
Rated voltage auxiliary wires	250	V AC / DC
rated impulse voltage	6	kV
shield	NO	
protective conductor connection	according to VDE 0627	
Overvoltage category according to DIN EN 60664-1	3	
Plugging under voltage according to DIN EN 61984	NO	
degree of contamination	3	
protective conductors	yes (PE) leading on pin side 1,2mm	
neutral conductor	NO	
Degree of protection by encapsulation according to IEC 60529	NO	
Reference to standard	DIN EN 61984	

If the plug connection is disconnected for an indefinite period of time from a exposed to industrial atmospheres, the contact chamber is equipped with a cover cap to protect against pollution.

*To determine max. load currents, deratings for used connection conductor cross-sections as well as reduction factors for conductors, cables and lines in the electrical equipment of machines according to DIN EN 60204-1 must be taken into account.

3.3 Weights

DESIGNATION	VALUE	UNIT
Electrical connection	146	g/m
Connector Source	20	g
Connector Target	24	g

24.11.2022-RSP	Service approval	5.0		UL- Identification	Order no.	
23.08.2021-ROS	Service approval	4.0		W-TEC 15K-GCS-GCS-61616-XX-PX	1146380-xxxxx	
20.08.2020-RSP	Service approval	3.0		Designation	Datasheet	
08.11.2019-HE	Revised	2.0		W-TEC 15K STI/BU 6x1,5 DA0	Created	Page
Change No.	Description of changes	Index			24.11.2022-RSP	2

The information contained in this data sheet was compiled with the greatest possible care.
For correctness, completeness and topicality the liability is limited to gross negligence.
All rights reserved to DIN 34

LQ Mechatronik-Systeme GmbH
Carl-Benz-Str. 6 D-74354 Besigheim
Tel. +49 (0) 71 43 / 968-0 - info@de.lq-group.com

3.4 Approval

DESIGNATION	VALUE	UNIT
UL.CCN **	PVVA.E486020	
CSA.CCN **	PVVA.E486020	
CCC	NO	
GOST-R	NO	
CE Nomenclature	W-TEC 15K-GCS-GCS-61616-XX-PX	

3.4.1 Approvals Supplements

** Suitable For Use On a Circuit Capable Of Delivering Not More Than 5,000 rms Symmetrical Amperes, 600V Maximum.


When Protected by Time Delay (See Table Below) Class Fuses:

Cat. No(s).	Time Delay (TD) /Non-time delay (NTD)	Fuse Class	Fuse Current Rating (A)	SCCR (kA)	Voltage V AC
All rated 13 A	TD	RK5	25	5	600
	TD	J	60	50	600
	TD	CC	30	50	600
All rated 16 A	TD	RK5	35	5	600
	TD	J	60	50	600
	TD	CC	30	50	600

Suitable For Use On A Circuit Capable Of Delivering Not More Than 50kA rms Symmetrical Amperes, 480 Vac Maximum, When Protcted By A Circuit Breaker Rated Not More Than 16A, Having An Interrupting Rating Not Less Than 50kA rms Symmetrical Amperes, 480Vac Maximum.

Circuit Breakers:

Cat. No(s).	Model/Type	Manufacturer / UL File	Current Rating (A)	SCCR (kA)	Voltage V AC
All	Any	Any / Any	16	50	480Y/277 Vac

24.11.2022-RSP	Service approval	5.0		UL- Identification	Order no.	
23.08.2021-ROS	Service approval	4.0		W-TEC 15K-GCS-GCS-61616-XX-PX	1146380-xxxxx	
20.08.2020-RSP	Service approval	3.0		Designation	Datasheet	
08.11.2019-HE	Revised	2.0		W-TEC 15K STI/BU 6x1,5 DA0	Created	Page
Change No.	Description of changes	Index			24.11.2022-RSP	3

The information contained in this data sheet was compiled with the greatest possible care.
For correctness, completeness and topicality the liability is limited to gross negligence.
All rights reserved to DIN 34

LQ Mechatronik-Systeme GmbH
Carl-Benz-Str. 6 D-74354 Besigheim
Tel. +49 (0) 71 43 / 968-0 - info@de.lq-group.com

3.5 Thermal properties

DESIGNATION	VALUE	UNIT
Fixed temperature range (LLT-ULT)	-25 ... 70	°C


3.6 UL Ratings

DESIGNATION	VALUE	UNIT
Reference to UL standard	2237	
main conductors wire gauge	16	AWG
Auxiliary wires Wire gauge	16	AWG
Encl. Type (UL 50/CSA C22.2 NO.94.1-15)	12	
Flame resist. of the plug head (UL 94)	HB	
AWM Style of cable	2570	

3.7 Other features

DESIGNATION	VALUE	UNIT
RoHS compliant	2011/65/EU under exception III 6c	
REACH SVHC substances	Lead (CAS 7439-92-1, EC 231-100-4)	
halogen-free	NO	
oil and grease resistant	Yes	
flame-resistant	Yes	

The material of the housing/encapsulation is plastic and has a good resistance to chemicals and oil. If aggressive media are used, the material resistance must be checked in relation to the application. Further details on request.

24.11.2022-RSP	Service approval	5.0		UL- Identification	Order no.	
23.08.2021-ROS	Service approval	4.0		W-TEC 15K-GCS-GCS-61616-XX-PX	1146380-xxxxx	
20.08.2020-RSP	Service approval	3.0		Designation	Datasheet	
08.11.2019-HE	Revised	2.0		W-TEC 15K STI/BU 6x1,5 DA0	Created	Page
Change No.	Description of changes	Index			24.11.2022-RSP	4

The information contained in this data sheet was compiled with the greatest possible care. For correctness, completeness and topicality the liability is limited to gross negligence. All rights reserved to DIN 34

LQ Mechatronik-Systeme GmbH
 Carl-Benz-Str. 6 D-74354 Besigheim
 Tel. +49 (0) 71 43 / 968-0 - info@de.lq-group.com

4 General structure

4.1 Allocation plan



4.2 Cable

4.2.1 Cable construction

DESIGNATION	VALUE	UNIT
Main wires number	4	
main conductors wire gauge	1,5	mm ²
max. main core diameter incl. insulation D	2,4	mm
Auxiliary wires Number	2	
Auxiliary wires Wire gauge	1,5	mm ²
max. auxiliary core diameter incl. insulation D	2,4	mm
outer shield	NO	
internal shield	NO	
coat colour	black similar to RAL 9005	
coat material	PVC	
coat colour main wires	black/green-yellow	
coat colour auxiliary wires	black	
Identification of main wires	consecutive number imprint (1-3)	
Identification of auxiliary wires	consecutive number imprint (4-5)	
Core insulation material	PP	
Outside diameter (d) see dimensioned drawing	9,0 ±0,2	mm
insulation resistance	>= 1000	MOhm/km

4.2.2 Mechanical properties

DESIGNATION	VALUE	UNIT
installation type	solid	
dynamic value	DA0	
Minimum bending radius fixed	5	xD mm

24.11.2022-RSP	Service approval	5.0		UL- Identification	Order no.	
23.08.2021-ROS	Service approval	4.0		W-TEC 15K-GCS-GCS-61616-XX-PX	1146380-xxxxx	
20.08.2020-RSP	Service approval	3.0		Designation	Datasheet	
08.11.2019-HE	Revised	2.0		W-TEC 15K STI/BU 6x1,5 DA0	Created	Page
Change No.	Description of changes	Index			24.11.2022-RSP	5

The information contained in this data sheet was compiled with the greatest possible care.
For correctness, completeness and topicality the liability is limited to gross negligence.
All rights reserved to DIN 34

LQ Mechatronik-Systeme GmbH
Carl-Benz-Str. 6 D-74354 Besigheim
Tel. +49 (0) 71 43 / 968-0 - info@de.lq-group.com

5 Construction Source

5.1 Pole diagram Source




5.2 Construction Source

DESIGNATION	VALUE	UNIT
Size of construction	X-TEC 15	
locking type	Quick release fastener	
EXECUTION	free plug-in pin	
NUMBER OF POLES	6	
type of construction	straight	
Material Seals	NBR	
production type	overmoulded	
Housing material	Technomelt	
Material Insulating body	PA 6.6	
Type of connections	Crimp connection	
Material Contacts	Copper alloy, hard silver plated	
contact resistance	<3	mOhm
Mechanical life Contacts	500	mating cycles
TYPE OF PROTECTION	IP66/67	

5.3 Space requirement source

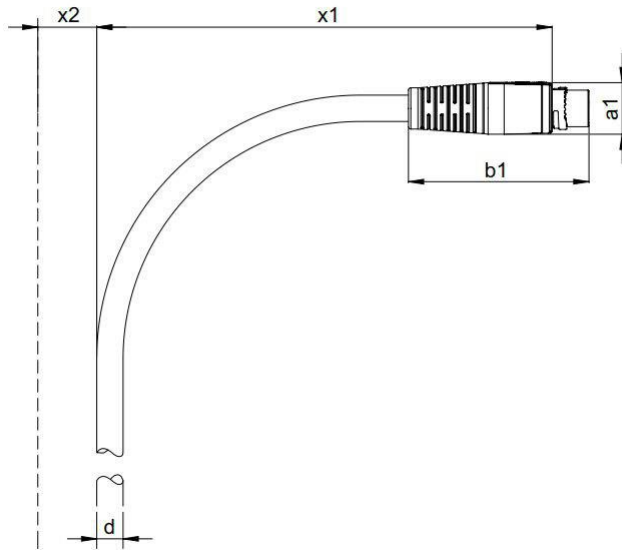
DESIGNATION	VALUE	UNIT
(a1) max. plug diameter	22	mm
(b1) Plug length	76	mm
(x1) in mated condition	105,1	mm
(x2) additional distance to interfering contour plugged in	18	mm


24.11.2022-RSP	Service approval	5.0		UL- Identification	Order no.	
23.08.2021-ROS	Service approval	4.0		W-TEC 15K-GCS-GCS-61616-XX-PX	1146380-xxxxx	
20.08.2020-RSP	Service approval	3.0		Designation	Datasheet	
08.11.2019-HE	Revised	2.0		W-TEC 15K STI/BU 6x1,5 DA0	Created	Page
Change No.	Description of changes	Index			24.11.2022-RSP	6

The information contained in this data sheet was compiled with the greatest possible care.
For correctness, completeness and topicality the liability is limited to gross negligence.
All rights reserved to DIN 34

LQ Mechatronik-Systeme GmbH
Carl-Benz-Str. 6 D-74354 Besigheim
Tel. +49 (0) 71 43 / 968-0 - info@de.lq-group.com

5.4 Schematic diagram Source



24.11.2022-RSP	Service approval	5.0		UL- Identification	Order no.	
23.08.2021-ROS	Service approval	4.0		W-TEC 15K-GCS-GCS-61616-XX-PX	1146380-xxxxx	
20.08.2020-RSP	Service approval	3.0		Designation	Datasheet	
08.11.2019-HE	Revised	2.0		W-TEC 15K STI/BU 6x1,5 DA0	Created	Page
Change No.	Description of changes	Index			24.11.2022-RSP	7

The information contained in this data sheet was compiled with the greatest possible care.
 For correctness, completeness and topicality the liability is limited to gross negligence.
 All rights reserved to DIN 34

LQ Mechatronik-Systeme GmbH
 Carl-Benz-Str. 6 D-74354 Besigheim
 Tel. +49 (0) 71 43 / 968-0 - info@de.lq-group.com

6 Construction Destination

6.1 Pole diagram Target




6.2 Construction Destination

DESIGNATION	VALUE	UNIT
Size of construction	X-TEC 15	
locking type	Quick release fastener	
EXECUTION	free plug-in socket	
NUMBER OF POLES	6	
type of construction	straight	
Material Seals	NBR	
production type	overmoulded	
Housing material	Technomelt	
Material Insulating body	PA 6.6	
Type of connections	Crimp connection	
Material Contacts	Copper alloy, hard silver plated	
contact resistance	<3	mOhm
Mechanical life Contacts	500	mating cycles
TYPE OF PROTECTION	IP66/67	

6.3 Space requirement target

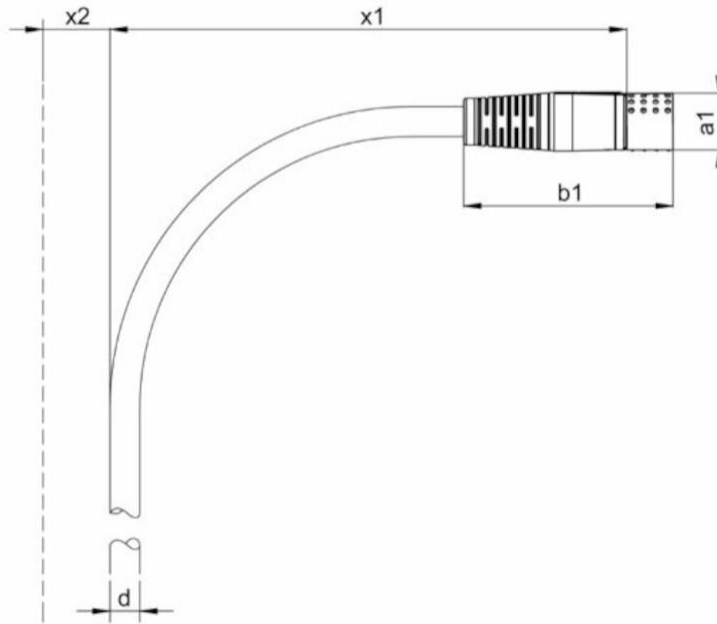
DESIGNATION	VALUE	UNIT
(a1) max. plug diameter	22	mm
(b1) Plug length	78	mm
(x1) in mated condition	105,1	mm
(x2) additional distance to interfering contour plugged in	18	mm


24.11.2022-RSP	Service approval	5.0		UL- Identification	Order no.	
23.08.2021-ROS	Service approval	4.0		W-TEC 15K-GCS-GCS-61616-XX-PX	1146380-xxxxx	
20.08.2020-RSP	Service approval	3.0		Designation	Datasheet	
08.11.2019-HE	Revised	2.0		W-TEC 15K STI/BU 6x1,5 DA0	Created	Page
Change No.	Description of changes	Index			24.11.2022-RSP	8

The information contained in this data sheet was compiled with the greatest possible care.
For correctness, completeness and topicality the liability is limited to gross negligence.
All rights reserved to DIN 34

LQ Mechatronik-Systeme GmbH
Carl-Benz-Str. 6 D-74354 Besigheim
Tel. +49 (0) 71 43 / 968-0 - info@de.lq-group.com

6.4 Schematic diagram Target

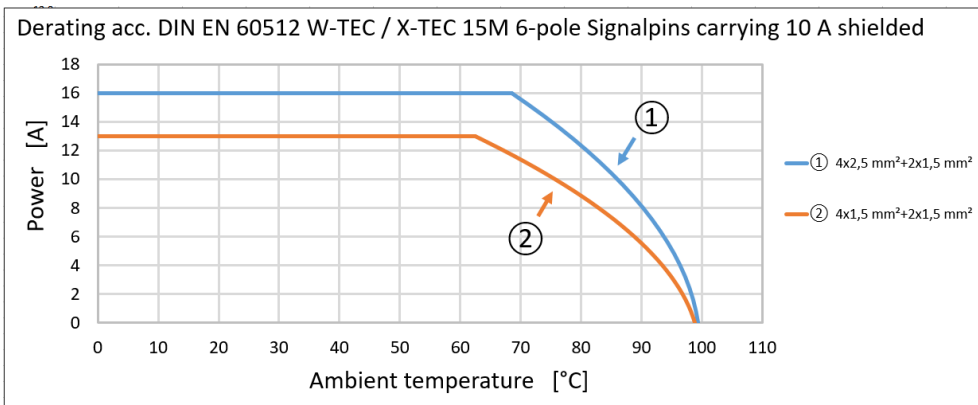
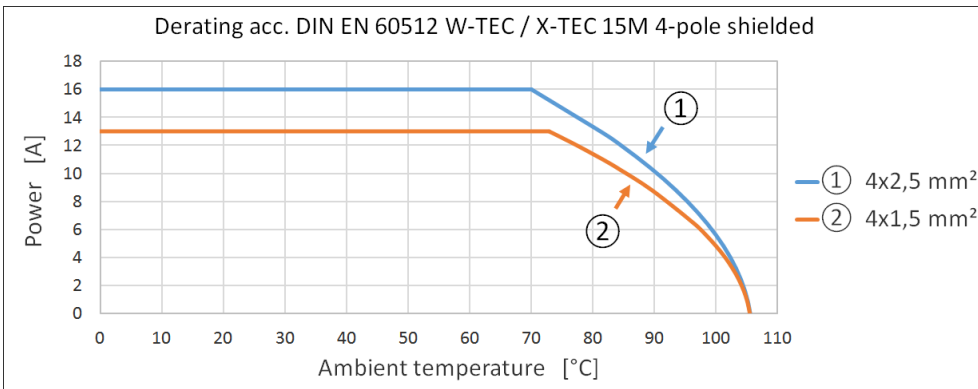
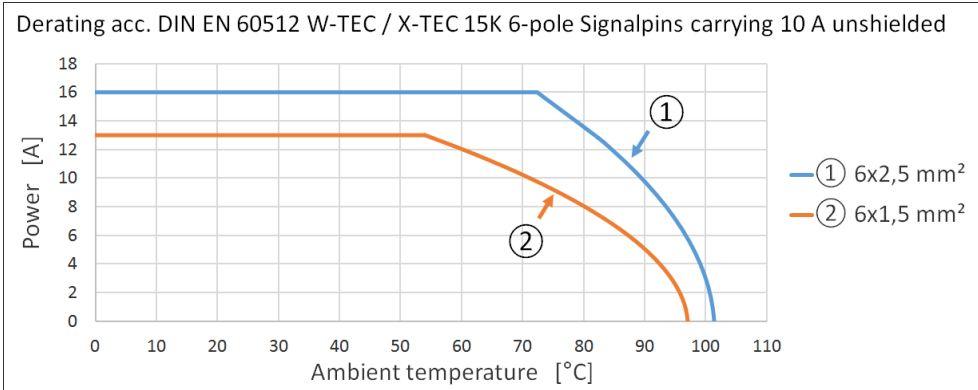
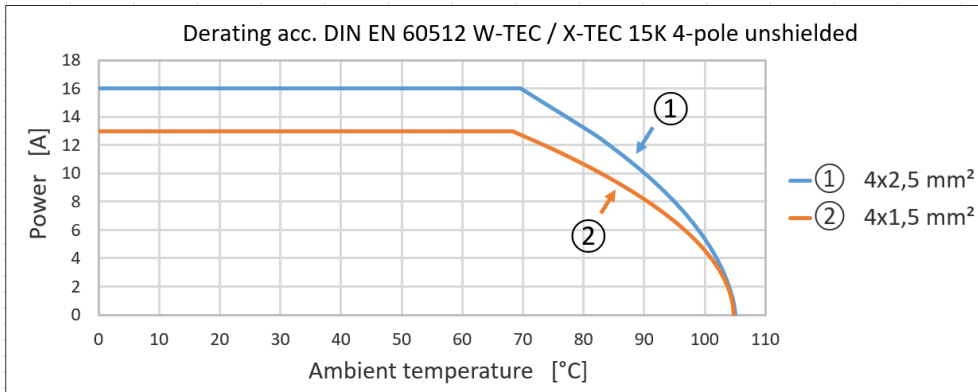



24.11.2022-RSP	Service approval	5.0		UL- Identification	Order no.	
23.08.2021-ROS	Service approval	4.0		W-TEC 15K-GCS-GCS-61616-XX-PX	1146380-xxxxx	
20.08.2020-RSP	Service approval	3.0		Designation	Datasheet	
08.11.2019-HE	Revised	2.0		W-TEC 15K STI/BU 6x1,5 DA0	Created	Page
Change No.	Description of changes	Index			24.11.2022-RSP	9

The information contained in this data sheet was compiled with the greatest possible care.
 For correctness, completeness and topicality the liability is limited to gross negligence.
 All rights reserved to DIN 34

LQ Mechatronik-Systeme GmbH
 Carl-Benz-Str. 6 D-74354 Besigheim
 Tel. +49 (0) 71 43 / 968-0 - info@de.lq-group.com

7 Derating



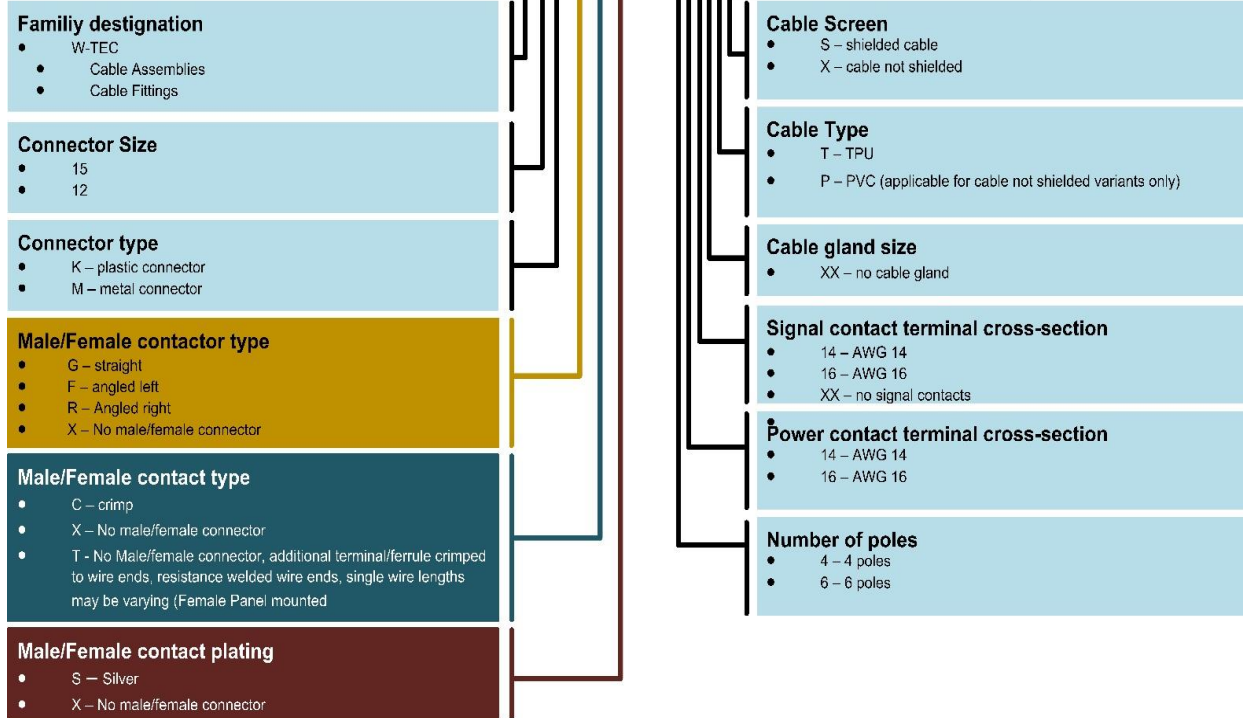
24.11.2022-RSP	Service approval	5.0		UL- Identification	Order no.	
23.08.2021-ROS	Service approval	4.0		W-TEC 15K-GCS-GCS-61616-XX-PX	1146380-xxxxx	
20.08.2020-RSP	Service approval	3.0		Designation	Datasheet	
08.11.2019-HE	Revised	2.0		W-TEC 15K STI/BU 6x1,5 DA0	Created	Page
Change No.	Description of changes	Index			24.11.2022-RSP	10

The information contained in this data sheet was compiled with the greatest possible care. For correctness, completeness and topicality the liability is limited to gross negligence. All rights reserved to DIN 34

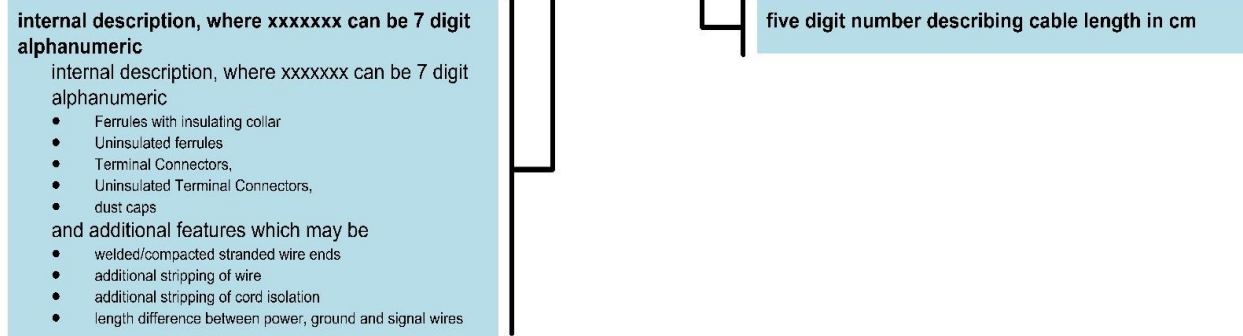
LQ Mechatronik-Systeme GmbH
 Carl-Benz-Str. 6 D-74354 Besigheim
 Tel. +49 (0) 71 43 / 968-0 - info@de.lq-group.com


8 Appendix Nomenclature

W - T E C 1 5 K - G C S - G C S - 6 1 4 1 4 - X X - T X -



1 1 1 9 8 8 7 - 0 0 1 0 0



24.11.2022-RSP	Service approval	5.0		UL- Identification	Order no.	
23.08.2021-ROS	Service approval	4.0		W-TEC 15K-GCS-GCS-61616-XX-PX	1146380-xxxxx	
20.08.2020-RSP	Service approval	3.0		Designation	Datasheet	
08.11.2019-HE	Revised	2.0		W-TEC 15K STI/BU 6x1,5 DA0	Created	Page
Change No.	Description of changes	Index			24.11.2022-RSP	11

The information contained in this data sheet was compiled with the greatest possible care. For correctness, completeness and topicality the liability is limited to gross negligence. All rights reserved to DIN 34

LQ Mechatronik-Systeme GmbH
 Carl-Benz-Str. 6 D-74354 Besigheim
 Tel. +49 (0) 71 43 / 968-0 - info@de.lq-group.com