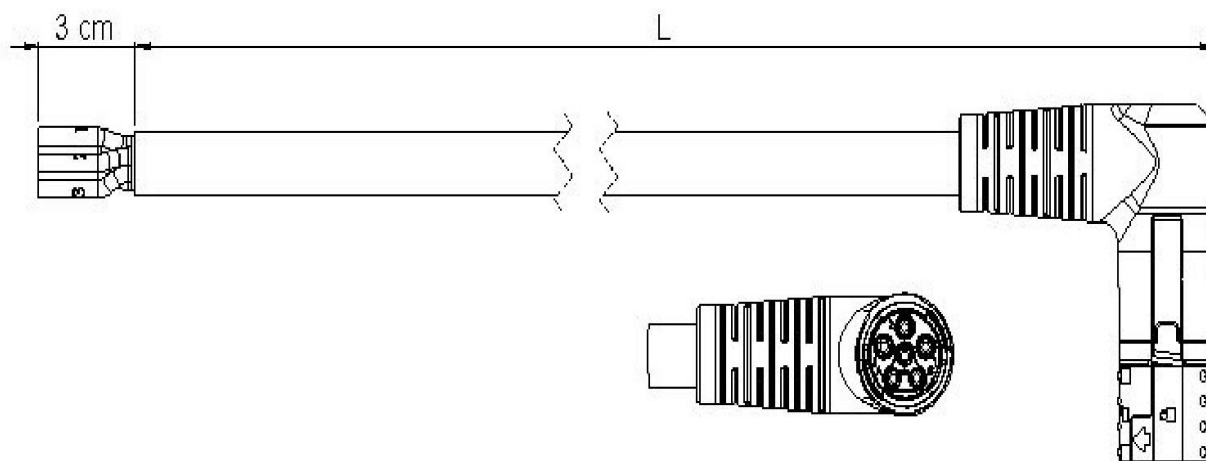


1 Datasheet W-TEC 15K GLATT/BU-90°R 6x1,5 DA4



source

destination

xxxxx (see order no:) stands for the length in cm.


2 Application

Cable for the connection of asynchronous motors and 3-phase consumer's with 2 Signalpins

3 General component properties

3.1 Cataloguing

DESIGNATION	VALUE	UNIT
manufacturer brand name	W-TEC 15	
Original Manufacturer No.	1146376	
eCl@ss 9.0	27-06-04-90	
country of origin	DE	

23.08.2021-ROS	Service approval	4.0		UL- Identification	Order no.	
20.08.2020-RSP	Service approval	3.0		W-TEC 15K-XXX-RCS-61616-XX-TX	1146376-xxxxx	
08.11.2019-HE	Revised	2.0		Designation	Datasheet	
06.06.2019-MMO	Release	1.0		W-TEC 15K GLATT/BU-90°R 6x1,5	Created	Page
Change No.	Description of changes	Index		DA4	23.08.2021-ROS	1

The information contained in this data sheet was compiled with the greatest possible care.
For correctness, completeness and topicality the liability is limited to gross negligence.
All rights reserved to DIN 34

LQ Mechatronik-Systeme GmbH
Carl-Benz-Str. 6 D-74354 Besigheim
Tel. +49 (0) 71 43 / 968-0 - info@de.lq-group.com

3.2 Electrical properties


DESIGNATION	VALUE	UNIT
Rated current main wires **	13	A
Rated current auxiliary wires	10	A
Rated voltage main wires	600	V AC
Rated voltage auxiliary wires *	250	V AC / DC
rated impulse voltage shield	4	kV
protective conductor connection	NO	
Overvoltage category according to DIN EN 60664-1	according to VDE 0627	
Plugging under voltage according to DIN EN 61984	3	
degree of contamination	NO	
protective conductors	3	
neutral conductor	yes (PE)	
Degree of protection by encapsulation according to IEC 60529	NO	
Reference to standard	DIN EN 61984	

If the plug connection is disconnected for an indefinite period of time from a exposed to industrial atmospheres, the contact chamber is equipped with a cover cap to protect against pollution.

**To determine max. load currents, deratings for used connection conductor cross-sections as well as reduction factors for conductors, cables and lines in the electrical equipment of machines according to DIN EN 60204-1 must be taken into account.

3.3 Weights

DESIGNATION	VALUE	UNIT
Electrical connection	138	g/m
Connector Target	30	g

23.08.2021-ROS	Service approval	4.0		UL- Identification	Order no.	
20.08.2020-RSP	Service approval	3.0		W-TEC 15K-XXX-RCS-61616-XX-TX	1146376-xxxxx	
08.11.2019-HE	Revised	2.0		Designation	Datasheet	
06.06.2019-MMO	Release	1.0		W-TEC 15K GLATT/BU-90°R 6x1,5	Created	Page
Change No.	Description of changes	Index		DA4	23.08.2021-ROS	2

The information contained in this data sheet was compiled with the greatest possible care. For correctness, completeness and topicality the liability is limited to gross negligence. All rights reserved to DIN 34

LQ Mechatronik-Systeme GmbH
 Carl-Benz-Str. 6 D-74354 Besigheim
 Tel. +49 (0) 71 43 / 968-0 - info@de.lq-group.com

3.4 Approval

DESIGNATION	VALUE	UNIT
UL.CCN ***	PVVA.E486020	
CSA.CCN ***	PVVA.E486020	
CCC	NO	
GOST-R	NO	
CE Nomenclature	W-TEC 15K-XXX-RCS-61616-XX-TX	

*** Suitable For Use On a Circuit Capable Of Delivering Not More Than 5,000 rms Symmetrical Amperes, 600V Maximum.


When Protected by Time Delay (See Table Below) Class Fuses:

Cat. No(s).	Time Delay (TD) /Non-time delay (NTD)	Fuse Class	Fuse Current Rating (A)	SCCR (kA)	Voltage V AC
All rated 13 A	TD	RK5	25	5	600
	TD	J	60	50	600
	TD	CC	30	50	600
All rated 16 A	TD	RK5	35	5	600
	TD	J	60	50	600
	TD	CC	30	50	600

Suitable For Use On A Circuit Capable Of Delivering Not More Than 50kA rms Symmetrical Amperes, 480 Vac Maximum, When Protcted By A Circuit Breaker Rated Not More Than 16A, Having An Interrupting Rating Not Less Than 50kA rms Symmetrical Amperes, 480Vac Maximum.

Circuit Breakers:

Cat. No(s).	Model/Type	Manufacturer / UL File	Current Rating (A)	SCCR (kA)	Voltage V AC
All	Any	Any / Any	16	50	480Y/277 Vac

23.08.2021-ROS	Service approval	4.0		UL- Identification	Order no.	
20.08.2020-RSP	Service approval	3.0		W-TEC 15K-XXX-RCS-61616-XX-TX	1146376-xxxxx	
08.11.2019-HE	Revised	2.0		Designation	Datasheet	
06.06.2019-MMO	Release	1.0		W-TEC 15K GLATT/BU-90°R 6x1,5	Created	Page
Change No.	Description of changes	Index		DA4	23.08.2021-ROS	3

The information contained in this data sheet was compiled with the greatest possible care. For correctness, completeness and topicality the liability is limited to gross negligence. All rights reserved to DIN 34

LQ Mechatronik-Systeme GmbH
 Carl-Benz-Str. 6 D-74354 Besigheim
 Tel. +49 (0) 71 43 / 968-0 - info@de.lq-group.com

3.5 Thermal properties

DESIGNATION	VALUE	UNIT
Temperature range moving (LLT-ULT)	-20 ... 60	°C
Fixed temperature range (LLT-ULT)	-25 ... 70	°C


3.6 UL Ratings

DESIGNATION	VALUE	UNIT
Reference to UL standard	2237	
main conductors wire gauge	16	AWG
Auxiliary wires Wire gauge	16	AWG
Encl. Type (UL 50/CSA C22.2 NO.94.1-15)	12	
Flame resist. of the plug head (UL 94)	HB	
AWM Style of cable	21223	

3.7 Other features

DESIGNATION	VALUE	UNIT
RoHS compliant	2011/65/EU	
REACH SVHC substances	-	
halogen-free	Yes	
oil and grease resistant	Yes	
flame-resistant	Yes	

The material of the housing/encapsulation is plastic and has a good resistance to chemicals and oil. If aggressive media are used, the material resistance must be checked in relation to the application. Further details on request.

23.08.2021-ROS	Service approval	4.0		UL- Identification	Order no.	
20.08.2020-RSP	Service approval	3.0		W-TEC 15K-XXX-RCS-61616-XX-TX	1146376-xxxxx	
08.11.2019-HE	Revised	2.0		Designation	Datasheet	
06.06.2019-MMO	Release	1.0		W-TEC 15K GLATT/BU-90°R 6x1,5	Created	Page
Change No.	Description of changes	Index		DA4	23.08.2021-ROS	4

The information contained in this data sheet was compiled with the greatest possible care. For correctness, completeness and topicality the liability is limited to gross negligence. All rights reserved to DIN 34

LQ Mechatronik-Systeme GmbH
 Carl-Benz-Str. 6 D-74354 Besigheim
 Tel. +49 (0) 71 43 / 968-0 - info@de.lq-group.com

4 General structure

4.1 Allocation plan

———— BK1	1,5 mm ²	1
———— BK2	1,5 mm ²	2
———— BK3	1,5 mm ²	3
———— GN-YE	1,5 mm ²	⊕
———— BK4	1,5 mm ²	A
———— BK5	1,5 mm ²	B


4.2 Cable

4.2.1 Cable construction

DESIGNATION	VALUE	UNIT
Main wires number	4	
main conductors wire gauge	1,5	mm ²
max. main core diameter incl. insulation D	2,4	mm
Auxiliary wires Number	2	
Auxiliary wires Wire gauge	1,5	mm ²
max. auxiliary core diameter incl. insulation D	2,4	mm
outer shield	NO	
internal shield	NO	
coat colour	black similar to RAL 9005	
coat material	PUR	
coat colour main wires	black/green-yellow	
coat colour auxiliary wires	black	
Identification of main wires	consecutive number imprint (1-3)	
Identification of auxiliary wires	consecutive number imprint (4-5)	
Core insulation material	TPM	
Outside diameter (d) see dimensioned drawing	9,0 ±0,3	mm
insulation resistance	>= 100	MOhm/km

4.2.2 Mechanical properties

DESIGNATION	VALUE	UNIT
installation type	flexible	
dynamic value	DA4	
Minimum bending radius moves	10	xD mm
Minimum bending radius fixed	5	xD mm
Max. permissible torsion stress	± 180	°/m

23.08.2021-ROS	Service approval	4.0		UL- Identification	Order no.	
20.08.2020-RSP	Service approval	3.0		W-TEC 15K-XXX-RCS-61616-XX-TX	1146376-xxxxx	
08.11.2019-HE	Revised	2.0		Designation	Datasheet	
06.06.2019-MMO	Release	1.0		W-TEC 15K GLATT/BU-90°R 6x1,5	Created	Page
Change No.	Description of changes	Index		DA4	23.08.2021-ROS	5

The information contained in this data sheet was compiled with the greatest possible care.
For correctness, completeness and topicality the liability is limited to gross negligence.
All rights reserved to DIN 34

LQ Mechatronik-Systeme GmbH
Carl-Benz-Str. 6 D-74354 Besigheim
Tel. +49 (0) 71 43 / 968-0 - info@de.lq-group.com

5 Construction Destination

5.1 Pole diagram Target




5.2 Construction Destination

DESIGNATION	VALUE	UNIT
Size of construction	X-TEC 15	
locking type	Quick release fastener	
EXECUTION	free plug-in socket	
NUMBER OF POLES	6	
type of construction	angled 90° R	
Material Seals	NBR	
production type	overmoulded	
Housing material	Technomelt	
Material Insulating body	PA 6.6	
Type of connections	Crimp connection	
Material Contacts	Copper alloy, hard silver plated	
contact resistance	<3	mOhm
Mechanical life Contacts	500	mating cycles
TYPE OF PROTECTION	IP66/67	

5.3 Space requirement target

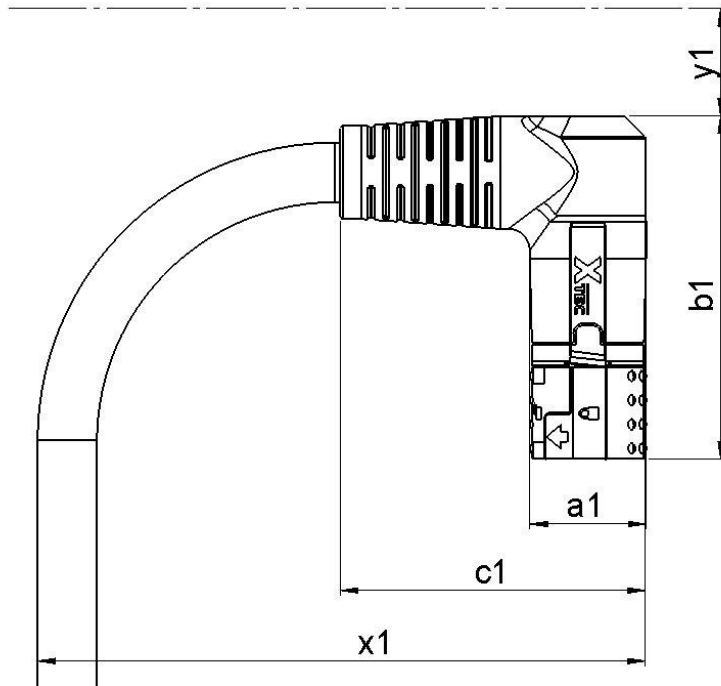
DESIGNATION	VALUE	UNIT
(a1) max. plug diameter	22	mm
(b1) Plug length	64	mm
(c1) Plug width	57	mm
(x1) in mated condition	150	mm
(y1) additional distance to interfering contour plugged in	18	mm


23.08.2021-ROS	Service approval	4.0		UL- Identification	Order no.	
20.08.2020-RSP	Service approval	3.0		W-TEC 15K-XXX-RCS-61616-XX-TX	1146376-xxxxx	
08.11.2019-HE	Revised	2.0		Designation	Datasheet	
06.06.2019-MMO	Release	1.0		W-TEC 15K GLATT/BU-90°R 6x1,5	Created	Page
Change No.	Description of changes	Index		DA4	23.08.2021-ROS	6

The information contained in this data sheet was compiled with the greatest possible care.
For correctness, completeness and topicality the liability is limited to gross negligence.
All rights reserved to DIN 34

LQ Mechatronik-Systeme GmbH
Carl-Benz-Str. 6 D-74354 Besigheim
Tel. +49 (0) 71 43 / 968-0 - info@de.lq-group.com

5.4 Schematic diagram Target

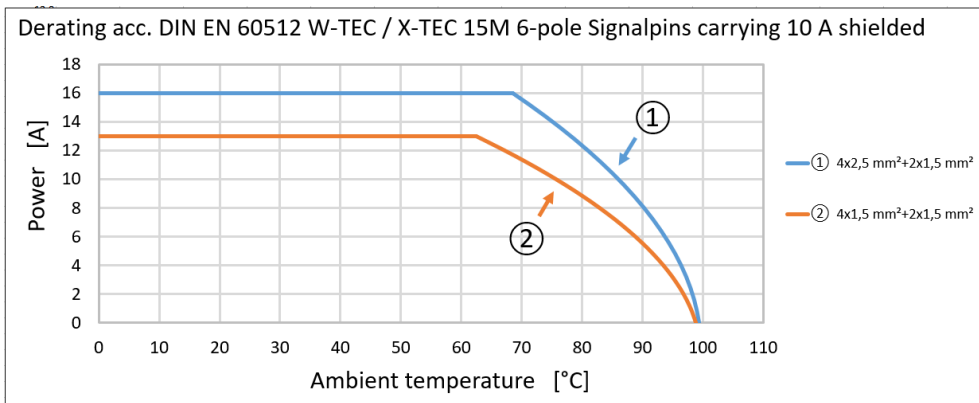
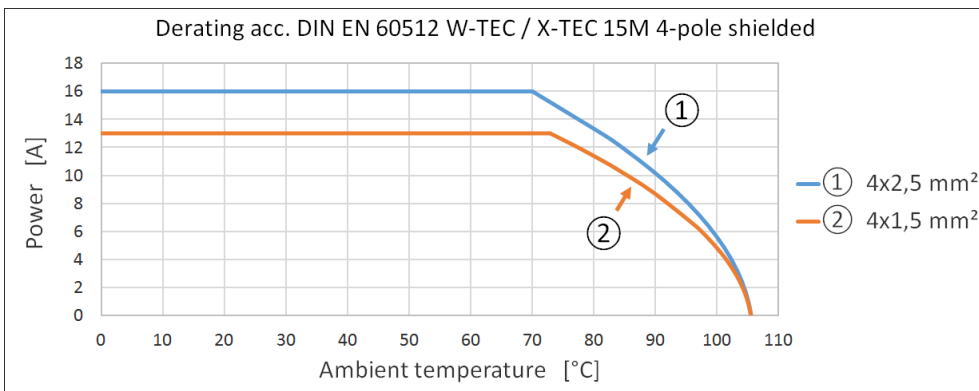
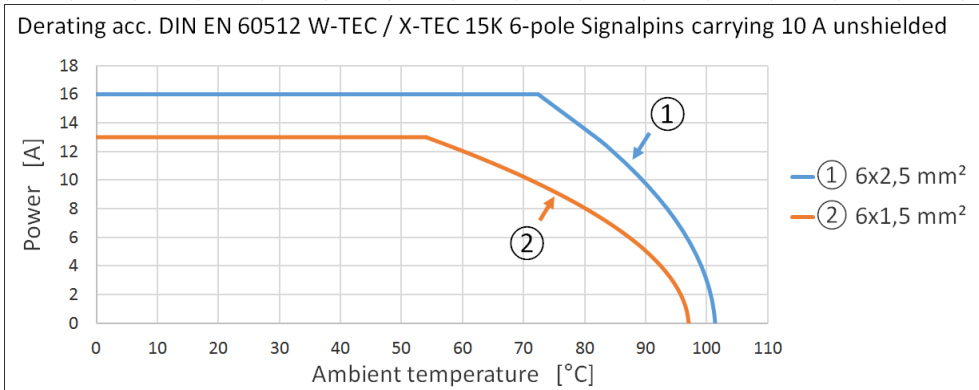
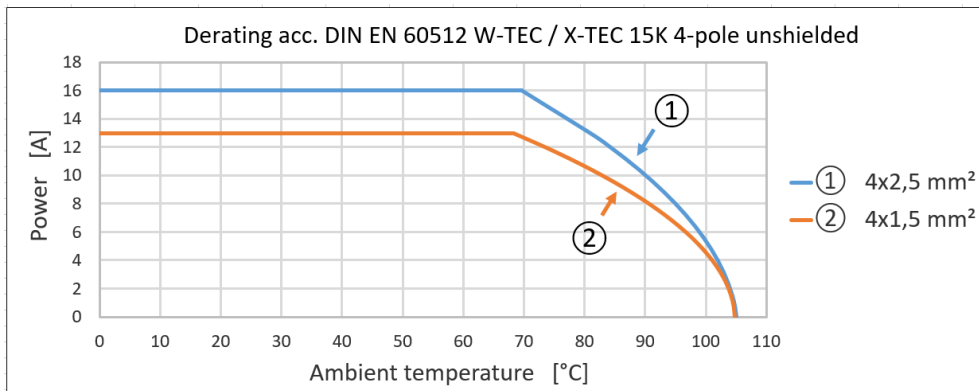


23.08.2021-ROS	Service approval	4.0		UL- Identification	Order no.	
20.08.2020-RSP	Service approval	3.0		W-TEC 15K-XXX-RCS-61616-XX-TX	1146376-xxxxx	
08.11.2019-HE	Revised	2.0		Designation	Datasheet	
06.06.2019-MMO	Release	1.0		W-TEC 15K GLATT/BU-90°R 6x1,5	Created	Page
Change No.	Description of changes	Index		DA4	23.08.2021-ROS	7

The information contained in this data sheet was compiled with the greatest possible care.
 For correctness, completeness and topicality the liability is limited to gross negligence.
 All rights reserved to DIN 34

LQ Mechatronik-Systeme GmbH
 Carl-Benz-Str. 6 D-74354 Besigheim
 Tel. +49 (0) 71 43 / 968-0 - info@de.lq-group.com

6 Derating



23.08.2021-ROS	Service approval	4.0
20.08.2020-RSP	Service approval	3.0
08.11.2019-HE	Revised	2.0
06.06.2019-MMO	Release	1.0
Change No.	Description of changes	Index



UL- Identification	W-TEC 15K-XXX-RCS-61616-XX-TX
Designation	W-TEC 15K GLATT/BU-90°R 6x1,5 DA4

Order no.	1146376-xxxxx
Datasheet	
Created	Page
23.08.2021-ROS	8

The information contained in this data sheet was compiled with the greatest possible care. For correctness, completeness and topicality the liability is limited to gross negligence. All rights reserved to DIN 34

LQ Mechatronik-Systeme GmbH
Carl-Benz-Str. 6 D-74354 Besigheim
Tel. +49 (0) 71 43 / 968-0 - info@de.lq-group.com