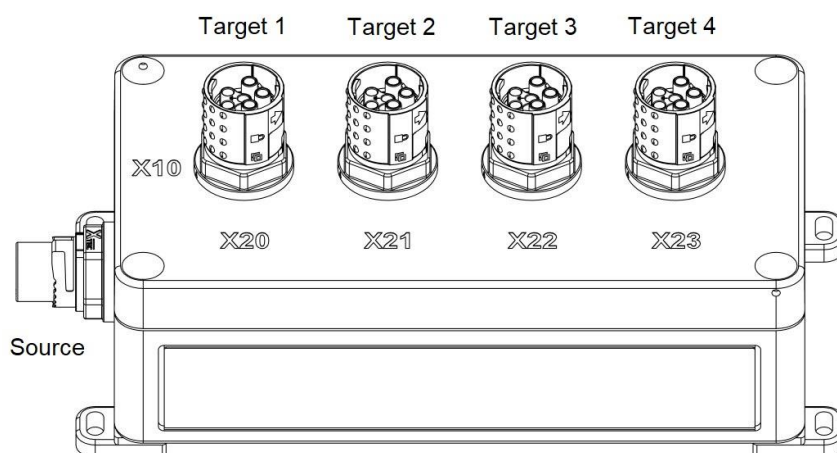


1 Datasheet X-TEC 15K DISTRIBUTOR PASSIVE 4xM15




2 Application

Connection of 3-phase consumers with 2 Signalpins

3 General component properties

3.1 Cataloguing

DESIGNATION	VALUE	UNIT
manufacturer brand name	X-TEC 15 Accessories	
Original Manufacturer No.	1145370	
Application	PERFORMANCE	
UL Mark	No	
eCl@ss 9.0	27-44-03-90	
country of origin	DE	

24.08.2023-RSP	Rated current main wires *	6.0		UL - Identification	Order no.	
07.08.2023-RSP	New: IEC 61076-2-116	5.0		X-TEC 15K-DCS-DCS-61414-XX-WX	1145370-00000	
25.11.2022-RSP	Service approval	4.0		Designation	Datasheet	
15.11.2021-ROS	Service approval	3.0		X-TEC 15K DISTRIBUTOR PASSIVE	Created	Page
Change No.	Description of changes	Index		4xM15	24.08.2023-RSP	1

The information contained in this data sheet was compiled with the greatest possible care.
For correctness, completeness and topicality the liability is limited to gross negligence.
All rights reserved to DIN 34

LQ Mechatronik-Systeme GmbH
Carl-Benz-Str. 6 D-74354 Besigheim
Tel. +49 (0) 71 43 / 968-0 - info@de.lq-group.com

3.2 Electrical properties

DESIGNATION	VALUE	UNIT
Rated current main wires *	... +16	A
Rated current auxiliary wires	10	A
Rated voltage main wires	600	V AC
Rated voltage auxiliary wires	250	V AC / DC
rated impulse voltage	6	kV
shield	No	
protective conductor connection	according to VDE 0627	
Overvoltage category according to DIN EN 60664-1	3	
Plugging under voltage according to DIN EN 61984	No	
degree of contamination	3	
protective conductors	yes (PE)	
neutral conductor	No	
Degree of protection by encapsulation according to IEC 60529	No	
Reference to standard	DIN EN 61984 / IEC 61076-2-116	

If the plug connection is disconnected for an indefinite period of time from a exposed to industrial atmospheres, the contact chamber is equipped with a cover cap to protect against pollution.

*To determine max. load currents, deratings for used connection conductor cross-sections as well as reduction factors for conductors, cables and lines in the electrical equipment of machines according to DIN EN 60204-1 must be taken into account.

3.3 Weights


DESIGNATION	VALUE	UNIT
total weight	530	g

3.4 Approval

DESIGNATION	VALUE	UNIT
UL.CCN **	No	
CSA.CCN **	No	
CCC	No	
GOST-R	No	
CE Nomenclature	X-TEC 15K-DCS-DCS-61414-XX-WX	

3.4.1 Approvals Supplements

** Suitable For Use On a Circuit Capable Of Delivering Not More Than 5,000 rms Symmetrical Amperes, 600V Maximum.
When Protected by Time Delay (See Table Below) Class Fuses:

24.08.2023-RSP	Rated current main wires *	6.0		UL- Identification	Order no.	
07.08.2023-RSP	New: IEC 61076-2-116	5.0		X-TEC 15K-DCS-DCS-61414-XX-WX	1145370-00000	
25.11.2022-RSP	Service approval	4.0		Designation	Datasheet	
15.11.2021-ROS	Service approval	3.0		X-TEC 15K DISTRIBUTOR PASSIVE	Created	Page
Change No.	Description of changes	Index		4xM15	24.08.2023-RSP	2

The information contained in this data sheet was compiled with the greatest possible care.
For correctness, completeness and topicality the liability is limited to gross negligence.
All rights reserved to DIN 34

LQ Mechatronik-Systeme GmbH
Carl-Benz-Str. 6 D-74354 Besigheim
Tel. +49 (0) 71 43 / 968-0 - info@de.lq-group.com

Cat. No(s).	Time Delay (TD) /Non-time delay (NTD)	Fuse Class	Fuse Current Rating (A)	SCCR (kA)	Voltage V AC
All rated 13 A	TD	RK5	25	5	600
	TD	J	60	50	600
	TD	CC	30	50	600
All rated 16 A	TD	RK5	35	5	600
	TD	J	60	50	600
	TD	CC	30	50	600

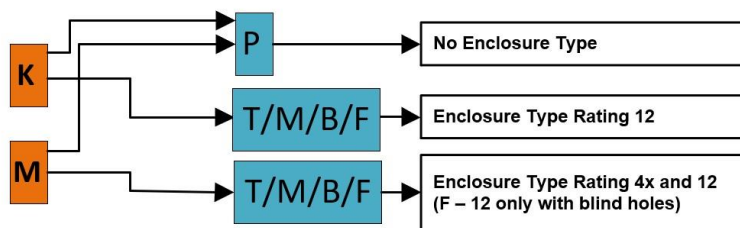
Suitable For Use On A Circuit Capable Of Delivering Not More Than 50kA rms Symmetrical Amperes, 480 Vac Maximum, When Protcted By A Circuit Breaker Rated Not More Than 16A, Having An Interrupting Rating Not Less Than 50kA rms Symmetrical Amperes, 480Vac Maximum.

Circuit Breakers:

Cat. No(s).	Model/Type	Manufacturer / UL File	Current Rating (A)	SCCR (kA)	Voltage V AC
All	Any	Any / Any	16	50	480Y/277 Vac

3.4.2 Enclosure Type Rating


X - T E C 1 5 - - - X X X ...



X - T E C 1 5 - X X X - - -

3.5 Thermal properties

DESIGNATION	VALUE	UNIT
Fixed temperature range (LLT-ULT)	-25 ... +70	°C
Fixed temperature range (LLT-ULT)	-25 ... +70	°C

24.08.2023-RSP	Rated current main wires *	6.0		UL - Identification	Order no.	
07.08.2023-RSP	New: IEC 61076-2-116	5.0		X-TEC 15K-DCS-DCS-61414-XX-WX	1145370-00000	
25.11.2022-RSP	Service approval	4.0		Designation	Datasheet	
15.11.2021-ROS	Service approval	3.0		X-TEC 15K DISTRIBUTOR PASSIVE	Created	Page
Change No.	Description of changes	Index		4xM15	24.08.2023-RSP	3

The information contained in this data sheet was compiled with the greatest possible care.
For correctness, completeness and topicality the liability is limited to gross negligence.
All rights reserved to DIN 34

LQ Mechatronik-Systeme GmbH
Carl-Benz-Str. 6 D-74354 Besigheim
Tel. +49 (0) 71 43 / 968-0 - info@de.lq-group.com


3.6 UL Ratings

DESIGNATION	VALUE	UNIT
Reference to UL standard	2237	
main conductors wire gauge	14	AWG
Auxiliary wires Wire gauge	14	AWG
Enclosure Type Rating	12	
flame-resistant (in accordance with UL94)	HB	

3.7 Other features

DESIGNATION	VALUE	UNIT
RoHS compliant	2011/65/EU under exception III 6c	
REACH SVHC substances	Lead (CAS 7439-92-1, EC 231-100-4)	
halogen-free	No	
oil and grease resistant	Yes	
flame-resistant	Yes	

The material of the housing-encapsulation is plastic and has a good resistance to chemicals and oil. If aggressive media are used, the material resistance must be checked in relation to the application. Further details on request.

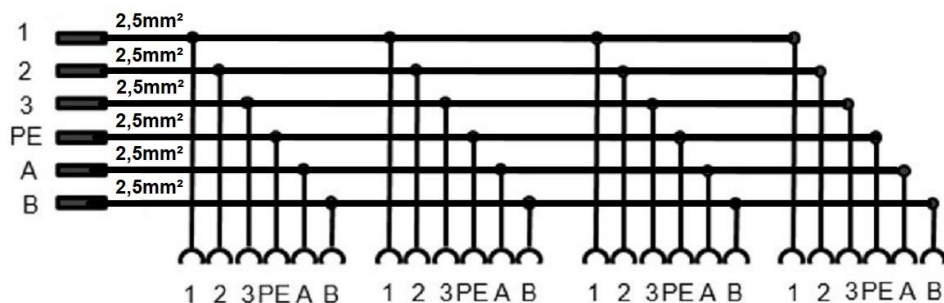
24.08.2023-RSP	Rated current main wires *	6.0		UL- Identification	Order no.	
07.08.2023-RSP	New: IEC 61076-2-116	5.0		X-TEC 15K-DCS-DCS-61414-XX-WX	1145370-00000	
25.11.2022-RSP	Service approval	4.0		Designation	Datasheet	
15.11.2021-ROS	Service approval	3.0		X-TEC 15K DISTRIBUTOR PASSIVE	Created	Page
Change No.	Description of changes	Index		4xM15	24.08.2023-RSP	4

The information contained in this data sheet was compiled with the greatest possible care.
For correctness, completeness and topicality the liability is limited to gross negligence.
All rights reserved to DIN 34

LQ Mechatronik-Systeme GmbH
Carl-Benz-Str. 6 D-74354 Besigheim
Tel. +49 (0) 71 43 / 968-0 - info@de.lq-group.com


4 General structure

4.1 Allocation plan



4.2 electrical assembly

DESIGNATION	VALUE	UNIT
Main wires number	4	
main conductors wire gauge	2,5	mm²
Auxiliary wires Number	2	
Auxiliary wires Wire gauge	2,5	mm²

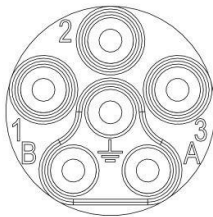
24.08.2023-RSP	Rated current main wires *	6.0		UL- Identification	Order no.	
07.08.2023-RSP	New: IEC 61076-2-116	5.0		X-TEC 15K-DCS-DCS-61414-XX-WX	1145370-00000	
25.11.2022-RSP	Service approval	4.0		Designation	Datasheet	
15.11.2021-ROS	Service approval	3.0		X-TEC 15K DISTRIBUTOR PASSIVE	Created	Page
Change No.	Description of changes	Index		4xM15	24.08.2023-RSP	5

The information contained in this data sheet was compiled with the greatest possible care.
For correctness, completeness and topicality the liability is limited to gross negligence.
All rights reserved to DIN 34

LQ Mechatronik-Systeme GmbH
Carl-Benz-Str. 6 D-74354 Besigheim
Tel. +49 (0) 71 43 / 968-0 - info@de.lq-group.com


5 Construction Source

5.1 Pole diagram Source



5.2 Construction Source

DESIGNATION	VALUE	UNIT
Size of construction	X-TEC 15	
locking type	Quick release fastener	
Execution	1x connector pin	
Number of poles	6	
type of construction	4-way distributor	
Material Seals	NBR	
production type	mounted	
Housing material	PA 6	
Material Insulating body	PA 6.6	
Material Contacts	Copper alloy, hard silver plated	
contact resistance	<3	mOhm
Mechanical life Contacts	500	mating cycles
Type of protection	IP66/67	

24.08.2023-RSP	Rated current main wires *	6.0		UL- Identification	Order no.	
07.08.2023-RSP	New: IEC 61076-2-116	5.0		X-TEC 15K-DCS-DCS-61414-XX-WX	1145370-00000	
25.11.2022-RSP	Service approval	4.0		Designation	Datasheet	
15.11.2021-ROS	Service approval	3.0		X-TEC 15K DISTRIBUTOR PASSIVE	Created	Page
Change No.	Description of changes	Index		4xM15	24.08.2023-RSP	6

The information contained in this data sheet was compiled with the greatest possible care.
For correctness, completeness and topicality the liability is limited to gross negligence.
All rights reserved to DIN 34

LQ Mechatronik-Systeme GmbH
Carl-Benz-Str. 6 D-74354 Besigheim
Tel. +49 (0) 71 43 / 968-0 - info@de.lq-group.com


6 Construction Destination

6.1 Pole diagram Target



6.2 Construction Destination

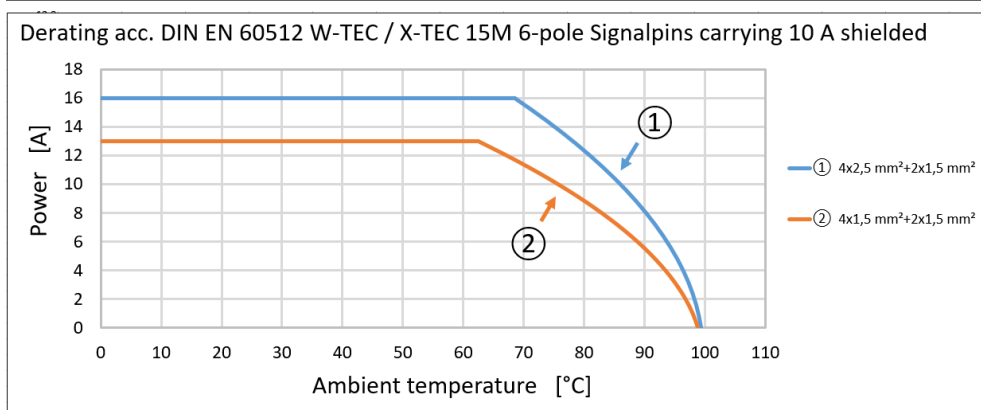
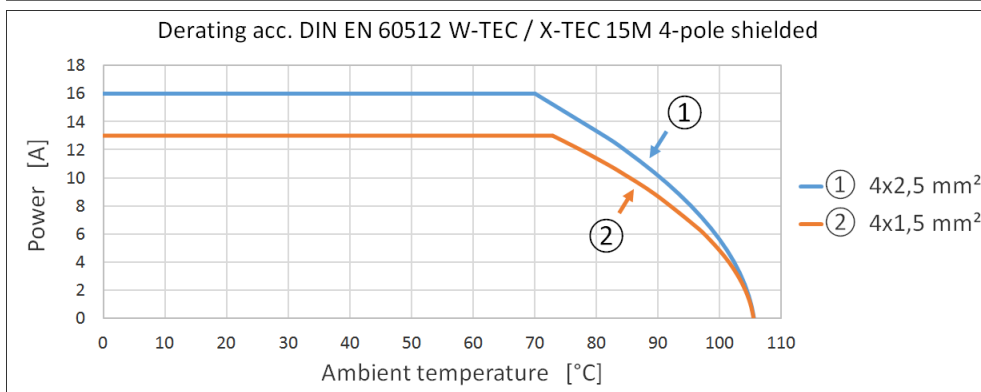
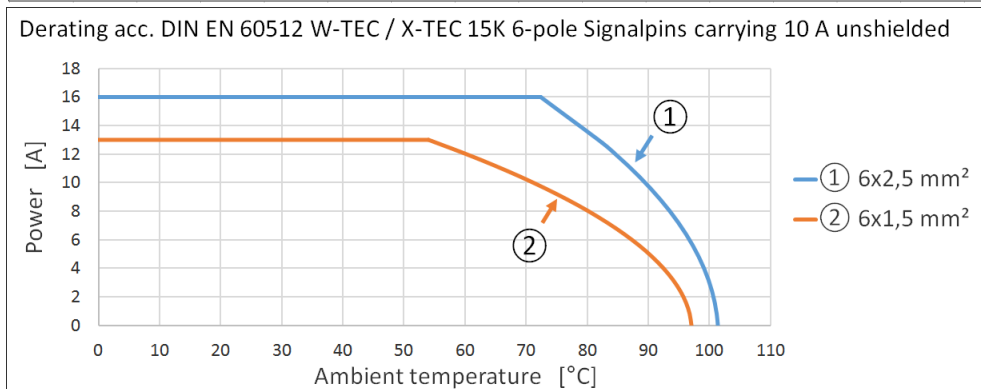
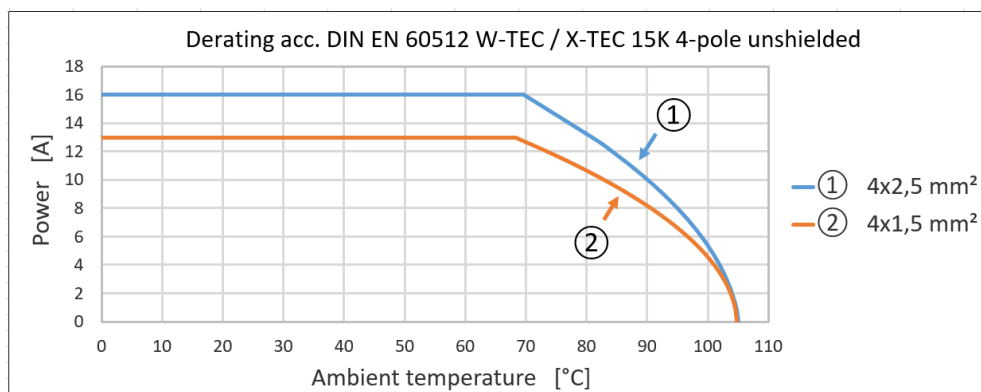
DESIGNATION	VALUE	UNIT
Size of construction	X-TEC 15	
locking type	Quick release fastener	
Execution	4 x connector socket	
Number of poles	6	
type of construction	4-way distributor	
Material Seals	NBR	
production type	mounted	
Housing material	PA 6 / PC	
Material Insulating body	PA 6.6	
Material Contacts	Copper alloy, hard silver plated	
contact resistance	<3	mOhm
Mechanical life Contacts	500	mating cycles
Type of protection	IP66/67	


24.08.2023-RSP	Rated current main wires *	6.0		UL- Identification	Order no.	
07.08.2023-RSP	New: IEC 61076-2-116	5.0		X-TEC 15K-DCS-DCS-61414-XX-WX	1145370-00000	
25.11.2022-RSP	Service approval	4.0		Designation	Datasheet	
15.11.2021-ROS	Service approval	3.0		X-TEC 15K DISTRIBUTOR PASSIVE	Created	Page
Change No.	Description of changes	Index		4xM15	24.08.2023-RSP	7

The information contained in this data sheet was compiled with the greatest possible care.
For correctness, completeness and topicality the liability is limited to gross negligence.
All rights reserved to DIN 34

LQ Mechatronik-Systeme GmbH
Carl-Benz-Str. 6 D-74354 Besigheim
Tel. +49 (0) 71 43 / 968-0 - info@de.lq-group.com

7 Derating



24.08.2023-RSP	Rated current main wires *	6.0		UL- Identification	Order no.	
07.08.2023-RSP	New: IEC 61076-2-116	5.0		X-TEC 15K-DCS-DCS-61414-XX-WX	1145370-00000	
25.11.2022-RSP	Service approval	4.0		Designation	Datasheet	
15.11.2021-ROS	Service approval	3.0		X-TEC 15K DISTRIBUTOR PASSIVE	Created	Page
Change No.	Description of changes	Index		4xM15	24.08.2023-RSP	8

The information contained in this data sheet was compiled with the greatest possible care.
For correctness, completeness and topicality the liability is limited to gross negligence.
All rights reserved to DIN 34

LQ Mechatronik-Systeme GmbH
Carl-Benz-Str. 6 D-74354 Besigheim
Tel. +49 (0) 71 43 / 968-0 - info@de.lq-group.com

8 Appendix Nomenclature

X - T E C 1 5 K - P C S - X X X - 6 1 4 1 4 - X X - W X -

Family designation

- X-TEC
 - Panel mounted connectors
 - Power distribution box

Connector Size

- 15
- 12

Connector type

- K – plastic connector
- M – metal connector

Male/Female connector type

- T – threaded body
- F – rectangular flange
- P – threaded body including plastic coupling nut
- M – threaded body including metallic coupling nut
- B – threaded body including reducing bush
- C – T-Splitter (one inlet)
- D – 4-way splitter, with top-gated outlets (four outlets)
- E – 4-way splitter, with side-gated outlets (four outlets)
- X – No male/female connector
- K – threaded body including screwed coupling and cable gland (field-assembled construction)

Male/Female contact type

- C – crimp
- X – No male/female connector
- T – No Male/female connector, additional terminal/ferrule crimped to wire ends, resistance welded wire ends, single wire lengths may be varying (Female Panel mounted)

Male/Female contact plating

- S – Silver
- X – No male/female connector

Cable Screen

- X – stranded copper conductors not shielded

Cable Type

- W – stranded copper conductors

Cable gland size

- XX – no cable gland

Signal contact terminal cross-section

- 14 – AWG 14
- 16 – AWG 16
- XX – no signal contacts

Power contact terminal cross-section

- 14 – AWG 14
- 16 – AWG 16

Number of poles

- 4 – 4 poles
- 6 – 6 poles

1 1 2 4 2 7 8 - 0 0 0 1 4

internal description, where xxxxxxxx can be 7 digit alphanumeric


internal description, where xxxxxxxx can be 7 digit alphanumeric

- Ferrules with insulating collar
- Uninsulated ferrules
- Terminal Connectors,
- **Uninsulated Terminal Connectors,**
- dust caps

and additional features which may be

- welded/compacted stranded wire ends
- additional stripping of wire
- additional stripping of cord isolation
- length difference between power, ground and signal wires

five digit number describing cable length in cm

24.08.2023-RSP	Rated current main wires *	6.0		UL- Identification	Order no.	
07.08.2023-RSP	New: IEC 61076-2-116	5.0		X-TEC 15K-DCS-DCS-61414-XX-WX	1145370-00000	
25.11.2022-RSP	Service approval	4.0		Designation	Datasheet	
15.11.2021-ROS	Service approval	3.0		X-TEC 15K DISTRIBUTOR PASSIVE	Created	Page
Change No.	Description of changes	Index		4xM15	24.08.2023-RSP	9

The information contained in this data sheet was compiled with the greatest possible care.
For correctness, completeness and topicality the liability is limited to gross negligence.
All rights reserved to DIN 34

LQ Mechatronik-Systeme GmbH
Carl-Benz-Str. 6 D-74354 Besigheim
Tel. +49 (0) 71 43 / 968-0 - info@de.lq-group.com