

1 Datasheet W-TEC 15M SMOOTH/FEMALE 4x1,5 DA4



source

destination

xxxxx (see order no:) stands for the length in cm.

The stripped cores of our W-TEC 15 standard assemblies with open cable ends are test cores that are not intended for customer use.


2 Application

Cable for the connection of asynchronous motors and 3-phase consumer's

3 General component properties

3.1 Cataloguing

| DESIGNATION | VALUE | UNIT |
|-------------------------------------|-------------|------|
| product designation of manufacturer | W-TEC 15 | |
| MANUFACTURER ARTICLE NUMBER | 1135018 | |
| Product utilization of the cable | PERFORMANCE | |
| UL Mark | UL Listed | |
| eCI@ss 9.0 | 27-06-04-90 | |
| country of origin | DE | |

| | | | | | | |
|----------------|------------------------|-------|---|-------------------------------|------------------|------|
| 27.10.2023-RSP | Adaptation Eclass | 7.0 |  | UL- Identification | Order no. | |
| 24.07.2023-RSP | New: IEC 61076-2-116 | 6.0 | | W-TEC 15M-XXX-GCS-416XX-XX-TS | 1135018-xxxxx | |
| 24.11.2022-RSP | Service approval | 5.0 | | Designation | Datasheet | |
| 23.08.2021-ROS | Service approval | 4.0 | | W-TEC 15M SMOOTH/FEMALE 4x1,5 | Created | Page |
| Change No. | Description of changes | Index | | DA4 | 27.10.2023-RSP | 1 |

The information contained in this data sheet was compiled with the greatest possible care. For correctness, completeness and topicality the liability is limited to gross negligence. All rights reserved to DIN 34

LQ Mechatronik-Systeme GmbH
 Carl-Benz-Str. 6 D-74354 Besigheim
 Tel. +49 (0) 71 43 / 968-0 - info@de.lq-group.com

3.2 Electrical properties

| DESIGNATION | VALUE | UNIT |
|--|--------------------------------|------|
| Rated value of current | 13 | A |
| rated voltage | 600 | V AC |
| rated impulse voltage | 6 | kV |
| shield | Yes | |
| Design of ground wire | according to VDE 0627 | |
| Overvoltage category according to DIN EN 60664-1 | 3 | |
| Plugging under voltage according to DIN EN 61984 | No | |
| degree of contamination | 3 | |
| earthed conductor present | yes (PE) | |
| neutral conductor | No | |
| Degree of protection by encapsulation according to IEC 60529 | No | |
| Application standards | DIN EN 61984 / IEC 61076-2-116 | |

If the plug connection is disconnected for an indefinite period of time from a exposed to industrial atmospheres, the contact chamber is equipped with a cover cap to protect against pollution.

*To determine max. load currents, deratings for used connection conductor cross-sections as well as reduction factors for conductors, cables and lines in the electrical equipment of machines according to DIN EN 60204-1 must be taken into account.

3.3 Weights

| DESIGNATION | VALUE | UNIT |
|------------------|-------|------|
| Connection 1 | 117 | g/m |
| Connector Target | 35 | g |


3.4 Approval

| DESIGNATION | VALUE | UNIT |
|-----------------|-------------------------------|------|
| UL.CCN ** | PVVA.E486020 | |
| CSA.CCN ** | PVVA7.E486020 | |
| CCC | No | |
| GOST-R | No | |
| CE Nomenclature | W-TEC 15M-XXX-GCS-416XX-XX-TS | |

3.4.1 Approvals Supplements

** Suitable For Use On a Circuit Capable Of Delivering Not More Than 5,000 rms Symmetrical Amperes, 600V Maximum.

When Protected by Time Delay (See Table Below) Class Fuses:

| | | | | | | |
|----------------|------------------------|-------|---|-------------------------------|------------------|------|
| 27.10.2023-RSP | Adaptation Eclass | 7.0 |  | UL- Identification | Order no. | |
| 24.07.2023-RSP | New: IEC 61076-2-116 | 6.0 | | W-TEC 15M-XXX-GCS-416XX-XX-TS | 1135018-xxxxx | |
| 24.11.2022-RSP | Service approval | 5.0 | | Designation | Datasheet | |
| 23.08.2021-ROS | Service approval | 4.0 | | W-TEC 15M SMOOTH/FEMALE 4x1,5 | Created | Page |
| Change No. | Description of changes | Index | | DA4 | 27.10.2023-RSP | 2 |

The information contained in this data sheet was compiled with the greatest possible care.
For correctness, completeness and topicality the liability is limited to gross negligence.
All rights reserved to DIN 34

LQ Mechatronik-Systeme GmbH
Carl-Benz-Str. 6 D-74354 Besigheim
Tel. +49 (0) 71 43 / 968-0 - info@de.lq-group.com

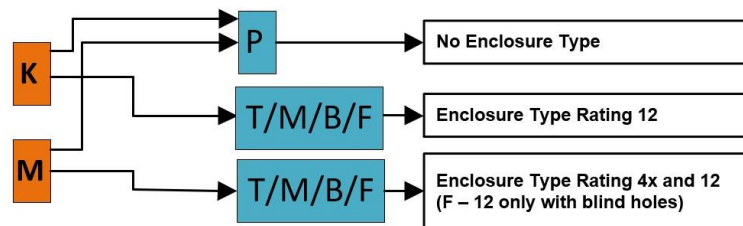
| Cat. No(s). | Time Delay (TD) /Non-time delay (NTD) | Fuse Class | Fuse Current Rating (A) | SCCR (kA) | Voltage V AC |
|----------------|---------------------------------------|------------|-------------------------|-----------|--------------|
| All rated 13 A | TD | RK5 | 25 | 5 | 600 |
| | TD | J | 60 | 50 | 600 |
| | TD | CC | 30 | 50 | 600 |
| All rated 16 A | TD | RK5 | 35 | 5 | 600 |
| | TD | J | 60 | 50 | 600 |
| | TD | CC | 30 | 50 | 600 |

Suitable For Use On A Circuit Capable Of Delivering Not More Than 50kA rms Symmetrical Amperes, 480 Vac Maximum, When Protcted By A Circuit Breaker Rated Not More Than 16A, Having An Interrupting Rating Not Less Than 50kA rms Symmetrical Amperes, 480Vac Maximum.

Circuit Breakers:

| Cat. No(s). | Model/Type | Manufacturer / UL File | Current Rating (A) | SCCR (kA) | Voltage V AC |
|-------------|------------|------------------------|--------------------|-----------|--------------|
| All | Any | Any / Any | 16 | 50 | 480Y/277 Vac |


X - T E C 1 5 - - - X X X ...



X - T E C 1 5 - X X X - - - ...

3.5 Thermal properties

| DESIGNATION | VALUE | UNIT |
|---|-------|------|
| min. permissible cable outside temperature, when moving | -20 | °C |
| max. permissible cable outside temperature, when moving | 60 | °C |
| min. permissible cable outside temperature, fixed laid | -35 | °C |
| max. permissible cable outside temperature, fixed laid | 70 | °C |

| | | | | | | |
|----------------|------------------------|-------|---|-----------------------------------|------------------|------|
| 27.10.2023-RSP | Adaptation Eclass | 7.0 |  | UL- Identification | Order no. | |
| 24.07.2023-RSP | New: IEC 61076-2-116 | 6.0 | | W-TEC 15M-XXX-GCS-416XX-XX-TS | 1135018-xxxxx | |
| 24.11.2022-RSP | Service approval | 5.0 | | Designation | Datasheet | |
| 23.08.2021-ROS | Service approval | 4.0 | | W-TEC 15M SMOOTH/FEMALE 4x1,5 DA4 | Created | Page |
| Change No. | Description of changes | Index | | | 27.10.2023-RSP | 3 |

The information contained in this data sheet was compiled with the greatest possible care. For correctness, completeness and topicality the liability is limited to gross negligence. All rights reserved to DIN 34

LQ Mechatronik-Systeme GmbH
Carl-Benz-Str. 6 D-74354 Besigheim
Tel. +49 (0) 71 43 / 968-0 - info@de.lq-group.com


3.6 UL Ratings

| DESIGNATION | VALUE | UNIT |
|---|--------|------|
| Reference to UL standard | 2237 | |
| cross section of the wire (AWG) | 16 | AWG |
| Encl. Type (UL 50/CSA C22.2 NO.94.1-15) | 4X, 12 | |
| Flame resist. of the plug head (UL 94) | HB | |
| AWM Style of cable | 21223 | |

3.7 Other features

| DESIGNATION | VALUE | UNIT |
|--|------------------------------------|------|
| RoHS compliant | 2011/65/EU under exception III 6c | |
| REACH SVHC substances | Lead (CAS 7439-92-1, EC 231-100-4) | |
| halogen-free | Yes | |
| Oil-resistant in accordance EN 60811-2-1 | Yes | |
| flame-resistant | Yes | |

The material of the housing-encapsulation is plastic and has a good resistance to chemicals and oil. If aggressive media are used, the material resistance must be checked in relation to the application. Further details on request.

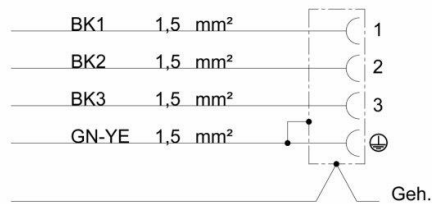
| | | | | | | |
|----------------|------------------------|-------|---|-------------------------------|------------------|------|
| 27.10.2023-RSP | Adaptation Eclass | 7.0 |  | UL- Identification | Order no. | |
| 24.07.2023-RSP | New: IEC 61076-2-116 | 6.0 | | W-TEC 15M-XXX-GCS-416XX-XX-TS | 1135018-xxxxx | |
| 24.11.2022-RSP | Service approval | 5.0 | | Designation | Datasheet | |
| 23.08.2021-ROS | Service approval | 4.0 | | W-TEC 15M SMOOTH/FEMALE 4x1,5 | Created | Page |
| Change No. | Description of changes | Index | | DA4 | 27.10.2023-RSP | 4 |

The information contained in this data sheet was compiled with the greatest possible care. For correctness, completeness and topicality the liability is limited to gross negligence. All rights reserved to DIN 34

LQ Mechatronik-Systeme GmbH
 Carl-Benz-Str. 6 D-74354 Besigheim
 Tel. +49 (0) 71 43 / 968-0 - info@de.lq-group.com

4 General structure

4.1 Allocation plan




4.2 Cable

4.2.1 Cable construction

| DESIGNATION | VALUE | UNIT |
|---|----------------------------------|-----------------|
| Structure Line | 4 x 1,5mm ² | |
| Number of wires | 4 | |
| conductor cross-section | 1,5 | mm ² |
| max. main core diameter incl. insulation D | 2,3 | mm |
| outer shield | Yes | |
| optical coverage outer screen | 80 | % |
| internal shield | No | |
| color of the outer sheath | orange RAL 2003 | |
| material of the sheath | PUR | |
| coat colour main wires | black/green-yellow | |
| Identification of main wires | consecutive number imprint (1-3) | |
| Core insulation material | TPM | |
| outside diameter | 8,0 ±0,3 | mm |

4.2.2 Mechanical properties

| DESIGNATION | VALUE | UNIT |
|---------------------------------|----------|-------|
| installation type | flexible | |
| dynamic value | DA4 | |
| Minimum bending radius moves | 10 | xD mm |

| | | | | | | |
|----------------|------------------------|-------|---|-------------------------------|------------------|------|
| 27.10.2023-RSP | Adaptation Eclass | 7.0 |  | UL- Identification | Order no. | |
| 24.07.2023-RSP | New: IEC 61076-2-116 | 6.0 | | W-TEC 15M-XXX-GCS-416XX-XX-TS | 1135018-xxxxx | |
| 24.11.2022-RSP | Service approval | 5.0 | | Designation | Datasheet | |
| 23.08.2021-ROS | Service approval | 4.0 | | W-TEC 15M SMOOTH/FEMALE 4x1,5 | Created | Page |
| Change No. | Description of changes | Index | | DA4 | 27.10.2023-RSP | 5 |

The information contained in this data sheet was compiled with the greatest possible care.
For correctness, completeness and topicality the liability is limited to gross negligence.
All rights reserved to DIN 34

LQ Mechatronik-Systeme GmbH
Carl-Benz-Str. 6 D-74354 Besigheim
Tel. +49 (0) 71 43 / 968-0 - info@de.lq-group.com


5 Construction Destination

5.1 Pole diagram Target



5.2 Construction Destination

| DESIGNATION | VALUE | UNIT |
|--|----------------------------------|---------------|
| Size of construction | X-TEC 15 | |
| locking type | Quick release fastener | |
| Type of plug-in contact (head 2) | free plug-in socket | |
| Number of poles | 4 | |
| arrangement of the cable lead-in (head 2) | straight | |
| Material Seals | NBR | |
| production type | overmoulded | |
| Housing material | Technomelt | |
| Material Insulating body | PA 6.6 | |
| Design of the electrical connection (head 2) | Crimp connection | |
| Material Contacts | Copper alloy, hard silver plated | |
| contact resistance | <3 | mOhm |
| Mechanical life Contacts | 500 | mating cycles |
| degree of protection | IP66/67 | |

| | | | | | | |
|----------------|------------------------|-------|---|-------------------------------|------------------|------|
| 27.10.2023-RSP | Adaptation Eclass | 7.0 |  | UL- Identification | Order no. | |
| 24.07.2023-RSP | New: IEC 61076-2-116 | 6.0 | | W-TEC 15M-XXX-GCS-416XX-XX-TS | 1135018-xxxx | |
| 24.11.2022-RSP | Service approval | 5.0 | | Designation | Datasheet | |
| 23.08.2021-ROS | Service approval | 4.0 | | W-TEC 15M SMOOTH/FEMALE 4x1,5 | Created | Page |
| Change No. | Description of changes | Index | | DA4 | 27.10.2023-RSP | 6 |

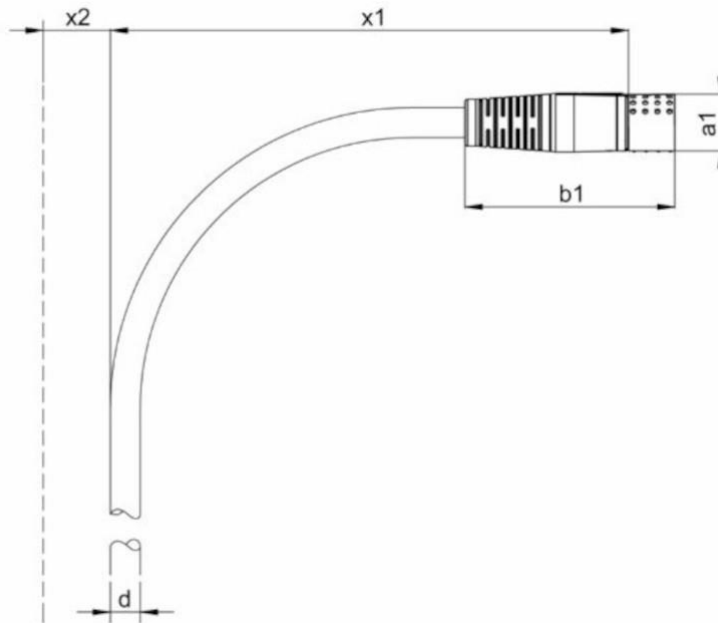
The information contained in this data sheet was compiled with the greatest possible care.
 For correctness, completeness and topicality the liability is limited to gross negligence.
 All rights reserved to DIN 34


LQ Mechatronik-Systeme GmbH
 Carl-Benz-Str. 6 D-74354 Besigheim
 Tel. +49 (0) 71 43 / 968-0 - info@de.lq-group.com

5.3 Space requirement target

| DESIGNATION | VALUE | UNIT |
|--|-------|------|
| (a1) max. plug diameter | 22 | mm |
| (b1) Plug length | 77 | mm |
| (x1) in mated condition | 142,1 | mm |
| (x2) additional distance to interfering contour plugged in | 18 | mm |

5.4 Schematic diagram Target

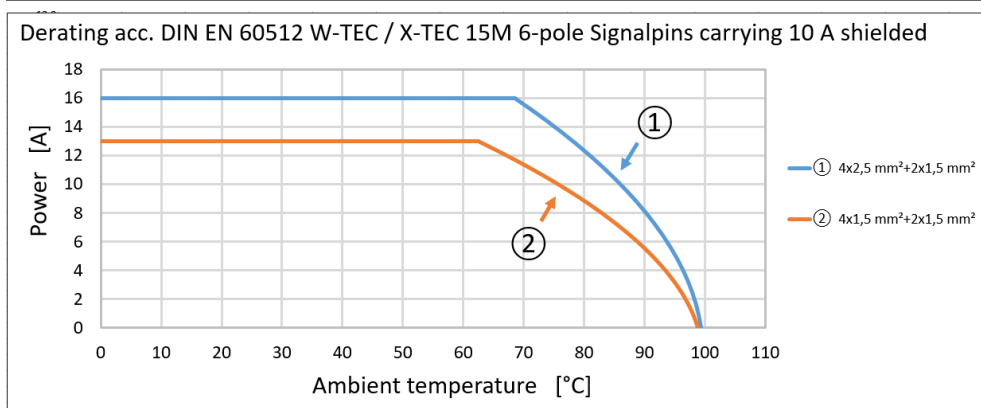
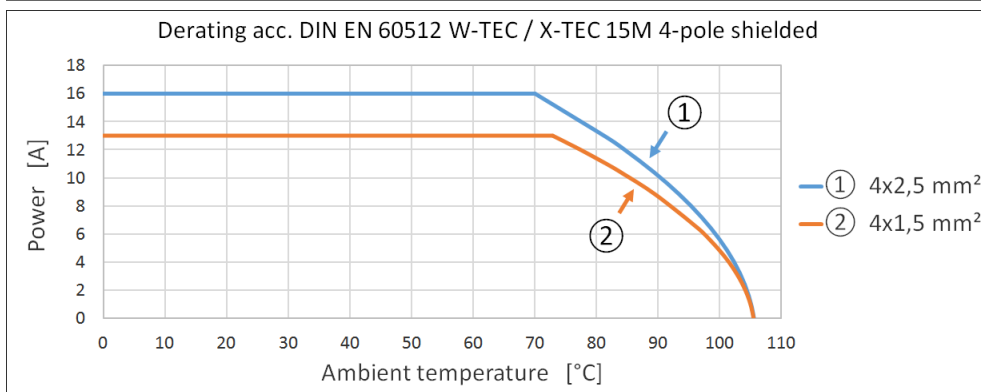
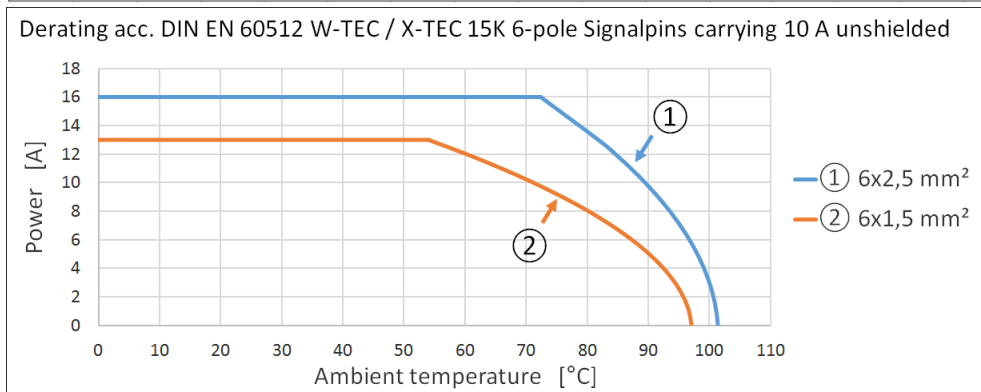
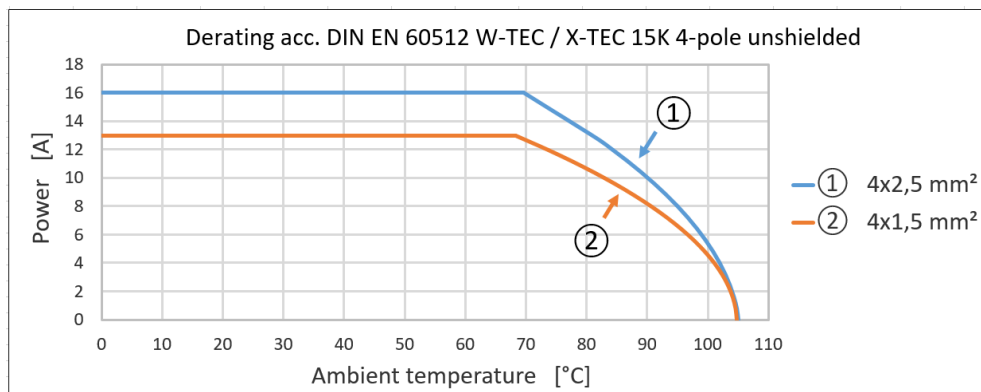


| | | | | | | |
|----------------|------------------------|-------|---|-------------------------------|------------------|------|
| 27.10.2023-RSP | Adaptation Eclass | 7.0 |  | UL- Identification | Order no. | |
| 24.07.2023-RSP | New: IEC 61076-2-116 | 6.0 | | W-TEC 15M-XXX-GCS-416XX-XX-TS | 1135018-xxxxx | |
| 24.11.2022-RSP | Service approval | 5.0 | | Designation | Datasheet | |
| 23.08.2021-ROS | Service approval | 4.0 | | W-TEC 15M SMOOTH/FEMALE 4x1,5 | Created | Page |
| Change No. | Description of changes | Index | | DA4 | 27.10.2023-RSP | 7 |

The information contained in this data sheet was compiled with the greatest possible care.
 For correctness, completeness and topicality the liability is limited to gross negligence.
 All rights reserved to DIN 34

LQ Mechatronik-Systeme GmbH
 Carl-Benz-Str. 6 D-74354 Besigheim
 Tel. +49 (0) 71 43 / 968-0 - info@de.lq-group.com

6 Derating



| | | |
|----------------|------------------------|-------|
| 27.10.2023-RSP | Adaptation Eclass | 7.0 |
| 24.07.2023-RSP | New: IEC 61076-2-116 | 6.0 |
| 24.11.2022-RSP | Service approval | 5.0 |
| 23.08.2021-ROS | Service approval | 4.0 |
| Change No. | Description of changes | Index |



UL- Identification

W-TEC 15M-XXX-GCS-416XX-XX-TS

Designation

W-TEC 15M SMOOTH/FEMALE 4x1,5
DA4

Order no.

1135018-xxxxx

Datasheet

Created

27.10.2023-RSP

Page

8

The information contained in this data sheet was compiled with the greatest possible care. For correctness, completeness and topicality the liability is limited to gross negligence. All rights reserved to DIN 34

LQ Mechatronik-Systeme GmbH
Carl-Benz-Str. 6 D-74354 Besigheim
Tel. +49 (0) 71 43 / 968-0 - info@de.lq-group.com

7 Appendix Nomenclature

W - T E C 1 5 K - G C S - G C S - 6 1 4 1 4 - X X - T X -

Family designation

- W-TEC
 - Cable Assemblies
 - Cable Fittings

Connector Size

- 15
- 12

Connector type

- K – plastic connector
- M – metal connector

Male/Female contactor type

- G – straight
- F – angled left
- R – Angled right
- X – No male/female connector

Male/Female contact type

- C – crimp
- X – No male/female connector
- T – No Male/female connector, additional terminal/ferrule crimped to wire ends, resistance welded wire ends, single wire lengths may be varying (Female Panel mounted)

Male/Female contact plating

- S – Silver
- X – No male/female connector

Cable Screen

- S – shielded cable
- X – cable not shielded

Cable Type

- T – TPU
- P – PVC (applicable for cable not shielded variants only)

Cable gland size

- XX – no cable gland

Signal contact terminal cross-section

- 14 – AWG 14
- 16 – AWG 16
- XX – no signal contacts

Power contact terminal cross-section

- 14 – AWG 14
- 16 – AWG 16

Number of poles

- 4 – 4 poles
- 6 – 6 poles

1 1 1 9 8 8 7 - 0 0 1 0 0

internal description, where xxxxxx can be 7 digit alphanumeric


internal description, where xxxxxx can be 7 digit alphanumeric

- Ferrules with insulating collar
- Uninsulated ferrules
- Terminal Connectors,
- Uninsulated Terminal Connectors,
- dust caps

and additional features which may be

- welded/compacted stranded wire ends
- additional stripping of wire
- additional stripping of cord isolation
- length difference between power, ground and signal wires

five digit number describing cable length in cm

| | | | | | | |
|----------------|------------------------|-------|---|-------------------------------|------------------|------|
| 27.10.2023-RSP | Adaptation Eclass | 7.0 |  | UL- Identification | Order no. | |
| 24.07.2023-RSP | New: IEC 61076-2-116 | 6.0 | | W-TEC 15M-XXX-GCS-416XX-XX-TS | 1135018-xxxxx | |
| 24.11.2022-RSP | Service approval | 5.0 | | Designation | Datasheet | |
| 23.08.2021-ROS | Service approval | 4.0 | | W-TEC 15M SMOOTH/FEMALE 4x1,5 | Created | Page |
| Change No. | Description of changes | Index | | DA4 | 27.10.2023-RSP | 9 |

The information contained in this data sheet was compiled with the greatest possible care. For correctness, completeness and topicality the liability is limited to gross negligence. All rights reserved to DIN 34

LQ Mechatronik-Systeme GmbH
 Carl-Benz-Str. 6 D-74354 Besigheim
 Tel. +49 (0) 71 43 / 968-0 - info@de.lq-group.com